

COLLECTION



URBASTYLE
CONCRETE DIVERSITY



colofon

No part of this book may be reproduced in any form,
by print, photoprint, microfilm or any other means,
without the permission from URBASTYLE.

For more information about our architects and artists
visit www.urbastyle.com

URBASTYLE sprl-bvba
Parc Industriel de Tournai Ouest 2
Rue des Sablières 16
7503 Tournai (Belgium)

T +32 (0)69 67 26 26
F +32 (0)69 67 26 27
info@urbastyle.com
www.urbastyle.com

Layout
URBASTYLE

Follow us on :



open-mind

positivity

responsability

proactivity

know-how

experience

design

style

quality

creativity



URBASTYLE
CONCRETE DIVERSITY

Flexibility



Sustainability



BENCHES

p. 21 - 70

Research
& Development



SETS

p. 9 - 20



BOLLARDS

p. 71 - 82

PLANTERS

p. 83 - 96



Test Lab





Imagination



SEATS
p. 97-112

Reactivity

URBAN
ELEMENTS
p. 113 - 122

Extensive production

Craftmanship



Dedication



OPTIONS
p. 123 - 131



AXXES = Design for mobility & Design for all

At URBASTYLE, we are aware that the urban environment must be planned to take account of the needs of as many people as possible. We are also aware that this is a process, it is impossible to meet the needs and concerns of all handicaps, all situations, but we are working in this direction. A street furniture lasts several years or decades in the case of concrete street furniture, we must therefore foresee, anticipate. This is why we integrate the proactive approach of universal design in the development of our new products.

We can't solve all problems with our furniture, it is also the responsibility of architects, planners, landscapers to arrange the furniture, design and develop, taking into account these special needs that in fact are ideal for all.

This "design for all" approach of URBASTYLE, this co-creation process, you will find it with the "We Care" logo and the following symbols.

Explanation of symbols:



Designed thinking about the visually impaired or blind people



Designed thinking about people with cognitive disabilities



Designed thinking about people with hearing problems



Designed thinking about people with muscle or movement problems




Designed thinking about people with reduced mobility



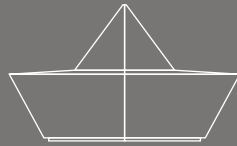
We think about the users = We care!

SETS





Designers: Crous Calogero (ES)



Bench p. 25



Bollard p. 72



Litter bin p. 115





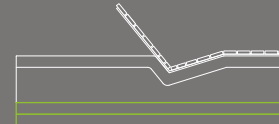
Designer: Lucile Souflet (BE)




Bench Ville 1



Ville 2



Soleil



Vent p. 22-23





Designer: Roel Vandebeek (BE)



Bench p. 41



Planter p. 87




Slab p. 118





Designers: De Ferm - Vanderhenst (BE)



Barbecue p. 114

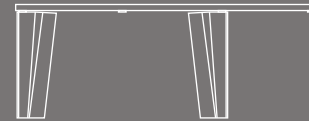


Table p. 24



Bench p. 24



Butch



Designer: Roel Vandebeek (BE)



Bench p. 44



Seat p. 103





Bench p. 63



Seat p. 108





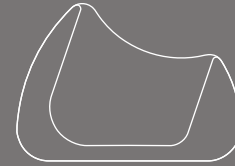
Bench & Seat p. 28



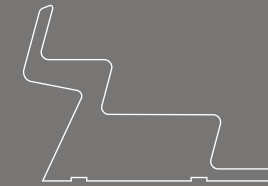
Planter p. 88



Planter-Fountain p. 85



Theatre p. 29




Retaining Wall p. 121

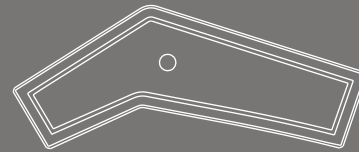





Designer: Alain Gilles (BE)



Bench p. 37



Planter p. 84





Designer: Manon de Smet (BE)





Table p. 32



Bench p. 33



Seat p. 100





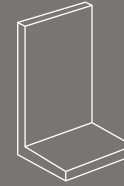
Designer: Arne Quinze (BE)



Bench p. 36



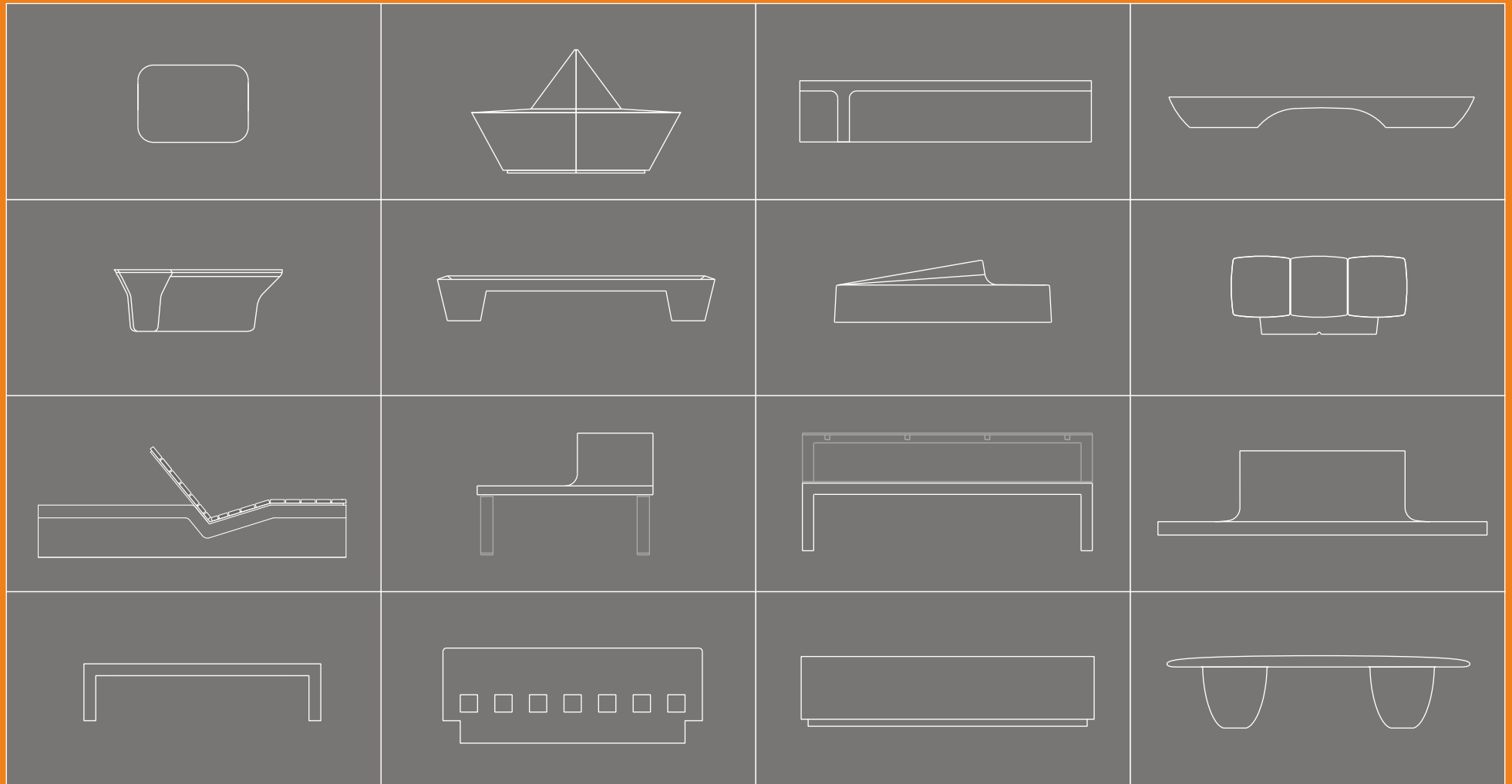
Planter p. 89



Retaining wall p. 121



BENCHES





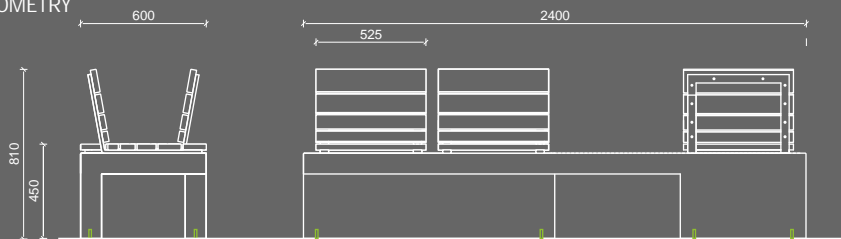
Designer: Lucile Souflet (BE)

SPECIFICATIONS

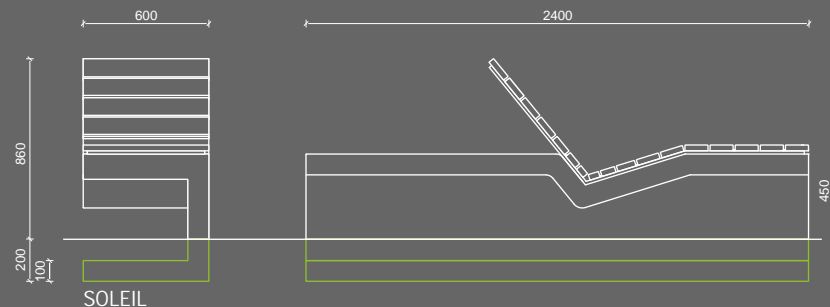
MATERIAL	Cast stone Class 1 FSC Exotic wood - Electro-polished stainless steel 316L
FIXING	4x M12 Shelve - length 200mm for Ville 1 Free standing, partly buried for Ville 2, Soleil, Vent



GEOMETRY

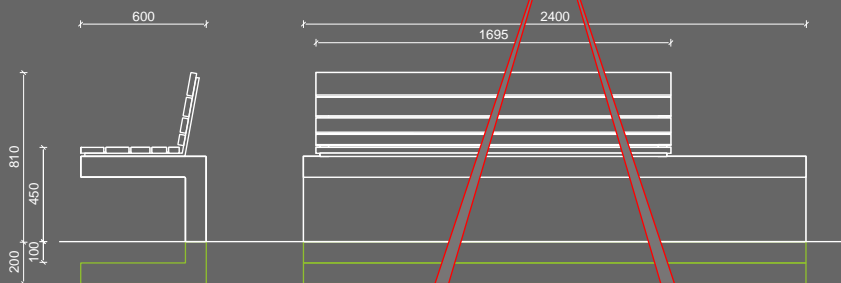


VILLE 1

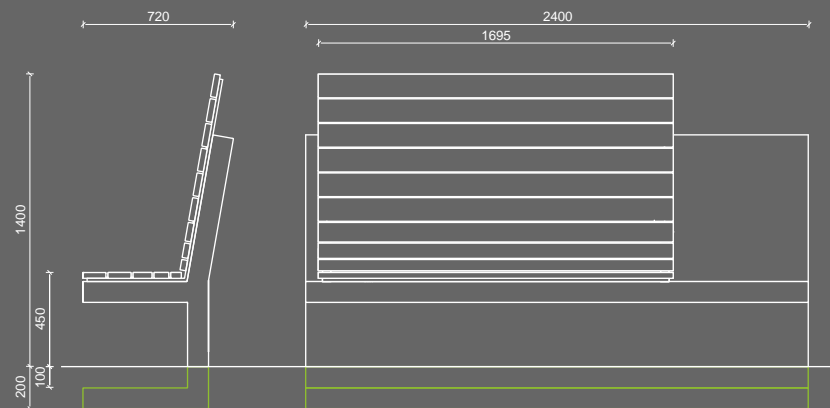


SOLEIL

HANDLING



VILLE 2



VENT



Appropriate seat height. Backrest is available for support. Easy to stand-up thanks to free room under the seating.

SPECIFICATIONS

WEIGHT Ville 1: 456 kgs Ville 2: 912 kgs
 Soleil: 916 kgs Vent: 1296 kgs

FINISHES Fair faced / Micro etched / Polished / Velvet
 Waterproof and anti-graffiti protection



Bench Touquet



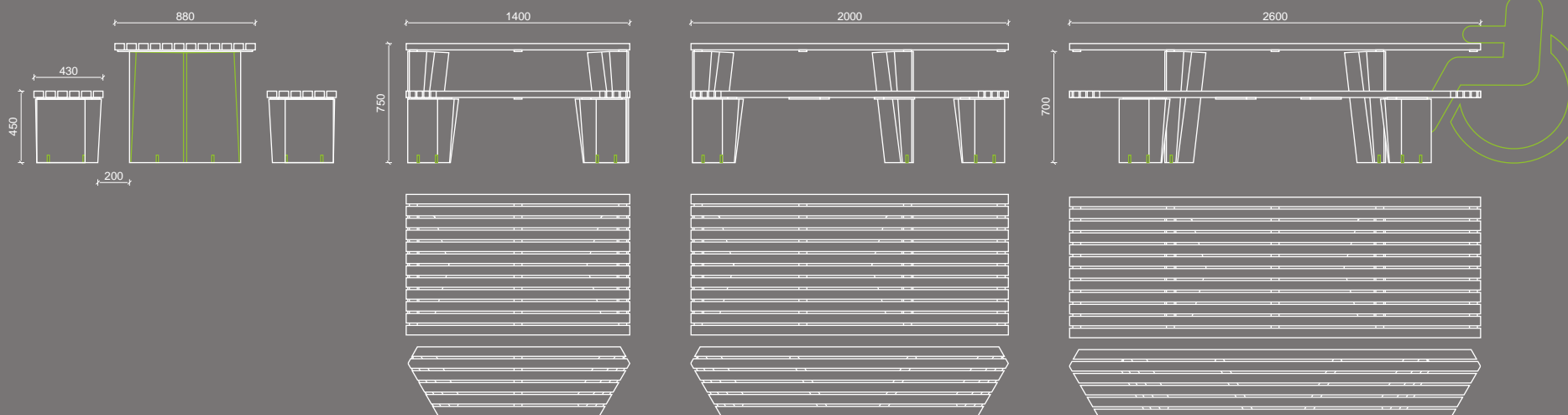
Designers: De Ferm - Vanderhenst (BE)

SPECIFICATIONS

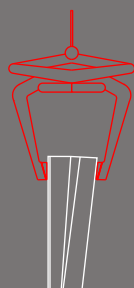
MATERIAL	Cast stone Class 1 PEFC European Robinia
FIXING	4x M12 Shelve - length 200mm Free-standing
FINISHES	Micro etched / Polished / Velvet Waterproof and anti-graffiti protection



GEOMETRY



HANDLING




People in wheelchair welcome at table.
Perimeter is easily noticeable with white cane.
Appropriate seat and table height. Easy to stand-up thanks to free room under the seating.



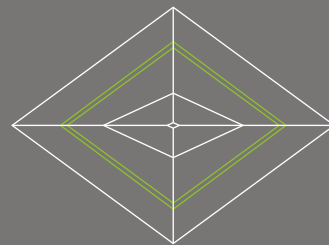
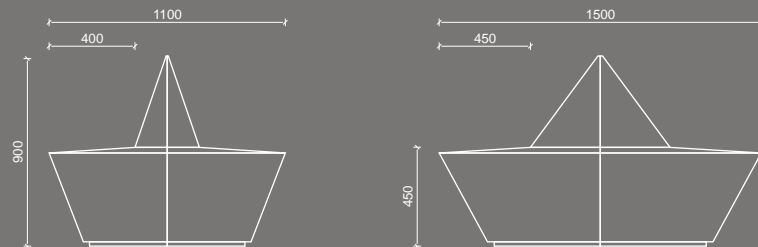
Designers: Crous Calogero (ES)

SPECIFICATIONS

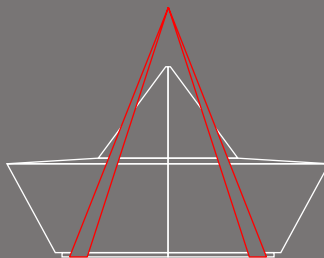
MATERIAL	Cast stone
FIXING	Free-standing
WEIGHT	624 kg
FINISHES	Micro etched / Polished / Velvet
	Waterproof and anti-graffiti protection



GEOMETRY



HANDLING



Perimeter is easily noticeable with white cane.
Appropriate seat height. Easy to stand-up thanks to back slope under seating.
Volume is easily understandable and friendly for people with cognitive disabilities.





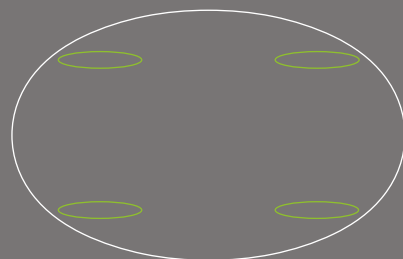
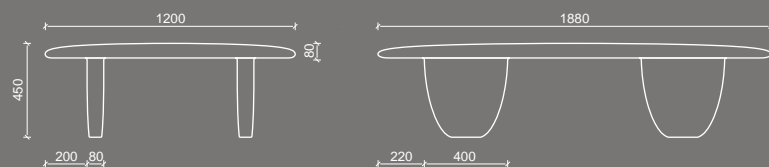
Designers:
Karen Schou Andersen & Hans Christian Asmussen (DK)

SPECIFICATIONS

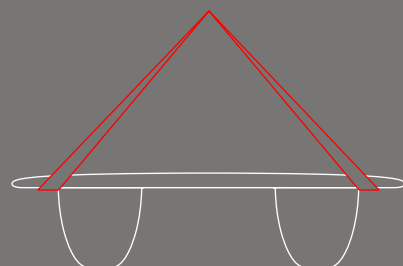
MATERIAL	Cast stone
FIXING	Free standing
WEIGHT	290 kg
FINISHES	Micro etched / Polished / Velvet Waterproof and anti-graffiti protection



GEOMETRY



HANDLING



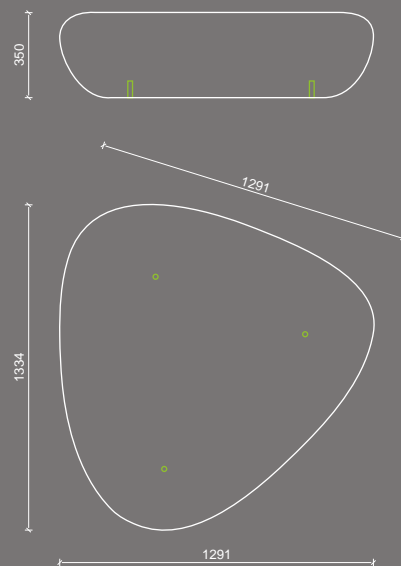
Perimeter is easily noticeable with white cane.
Appropriate seat height. Easy to stand-up thanks to free room under seating.
Volume is easily understandable and friendly for people with cognitive disabilities.



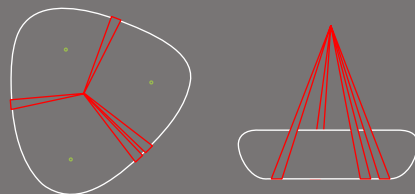
SPECIFICATIONS

MATERIAL	Cast stone
FIXING	Free-standing
WEIGHT	1.416 kg
FINISHES	Micro etched / Polished / Velvet Waterproof and anti-graffiti protection

GEOMETRY



HANDLING





SPECIFICATIONS

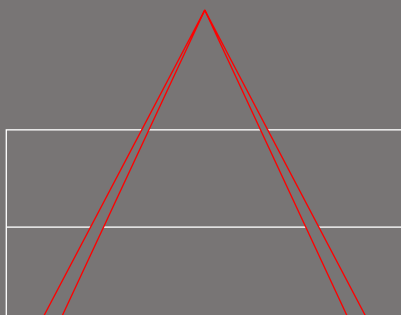
MATERIALS	Cast stone Stainless steel armrest
FIXING	4x M12 Shelve - Length 200 mm
WEIGHT	Small : 753 kg - Long : 1.936 kg
FINISHES	Fair faced / Micro etched / Polished / Velvet Waterproof and anti-graffiti protection



GEOMETRY



HANDLING



Perimeter is easily noticeable with white cane.
Backrest is present and armrest is available for support and standing-up. Easy to stand-up also thanks to back slope under seating.
Volume is easily understandable and friendly for people with cognitive disabilities.

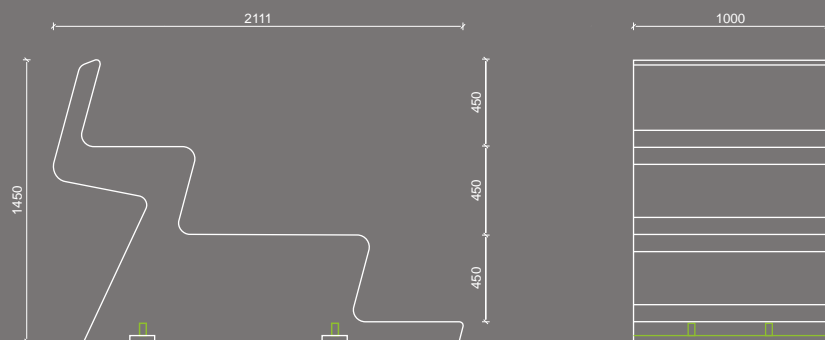


SPECIFICATIONS

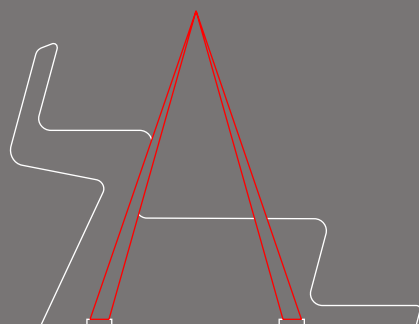
MATERIALS	Cast stone Stainless steel armrests
FIXING	Free standing
WEIGHT	2.416 kg
FINISHES	Fair faced / Micro etched / Polished / Velvet Waterproof and anti-graffiti protection



GEOMETRY



HANDLING



Perimeter is easily noticeable with white cane.
Appropriate seat height. Backrest is present and armrest is available for support and standing up.
Easy to stand-up thanks to back slope under seating. Volume is easily understandable and friendly for people with cognitive disabilities.

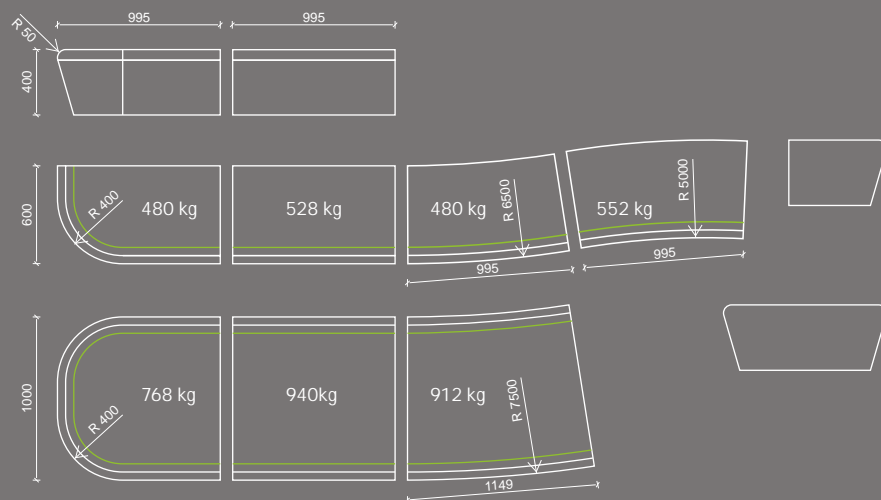


SPECIFICATIONS

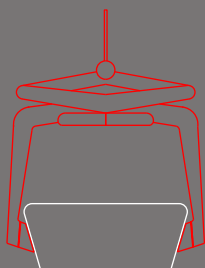
MATERIAL	Cast stone
FIXING	Free-standing
WEIGHT	See plans
FINISHES	Fair faced / Micro etched / Polished / Velvet Waterproof and anti-graffiti protection



GEOMETRY



HANDLING



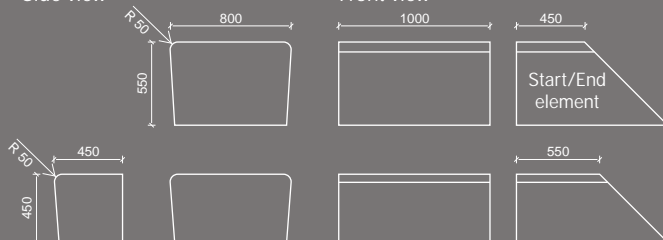
Perimeter is easily noticeable with white cane.
Appropriate seat height with optional relaxing backrest. Easy to stand-up thanks to back slope under seating.
Volume is easily understandable and friendly for people with cognitive disabilities.

SPECIFICATIONS

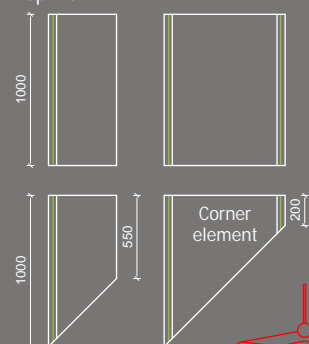
MATERIAL	Cast stone
FIXING	Free-standing
WEIGHT	See table
FINISHES	Fair faced / Micro etched / Polished / Velvet Waterproof and anti-graffiti protection

GEOMETRY

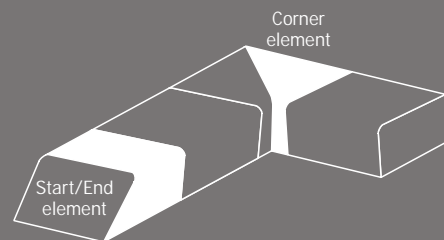
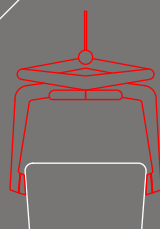
Side view



Top view



HANDLING



STRAIGHT

One sloped side:	45x45x100 cm - 468 kg
Two sloped sides:	80x45x100 cm - 816 kg 80x55x100 cm - 1008 kg

CORNER

One sloped side:	45x45x100 cm - 362 kg
Two sloped sides:	80x45x100 cm - 490 kg 80x55x100 cm - 604 kg

START/END

One sloped side:	45x45x100 cm - 358 kg
Two sloped sides:	80x45x100 cm - 632 kg 80x55x100 cm - 730 kg






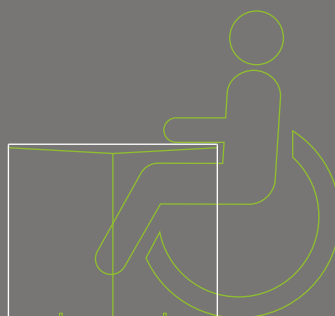
Designer: Manon de Smet (BE)

SPECIFICATIONS

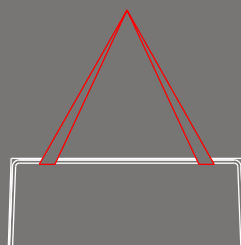
MATERIAL	UHPC
FIXING	4x M10 Shelve - length 120 mm
WEIGHT	Table: 280 kg
FINISHES	Fair faced Waterproof and anti-graffiti protection




GEOMETRY



HANDLING




Appropriate table height.
People in wheelchair welcome at table.



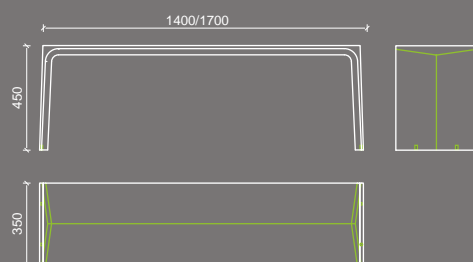
Designer: Manon de Smet (BE)

SPECIFICATIONS

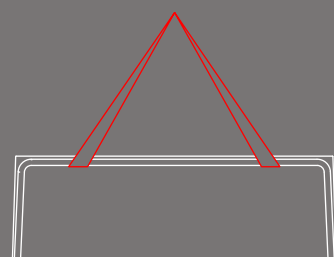
MATERIAL	UHPC
FIXING	4x M6 Shelve - length 120 mm
WEIGHT	Bench: 65/80 kg Seat: 28 kg
FINISHES	Fair faced Waterproof and anti-graffiti protection



GEOMETRY




HANDLING



Appropriate seat height. Easy to stand-up thanks to free room under seating.






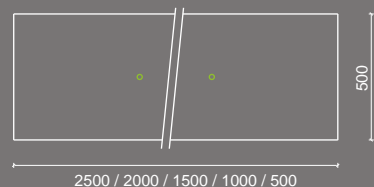
Designer: Marine Peyre (FR)

SPECIFICATIONS

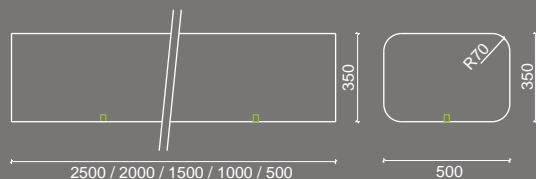
MATERIAL	Cast stone
FIXING	2x M12 Shelve - length 200mm
WEIGHT	see table
FINISHES	Micro etched / Polished / Velvet Waterproof and anti-graffiti protection



GEOMETRY



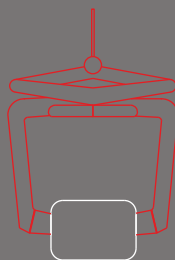
Top view



Front view

Side view

HANDLING




Benches

Type 1 - 250/50/35 cm	- 1.094 kg
Type 2 - 200/50/35 cm	- 875 kg
Type 3 - 150/50/35 cm	- 657 kg
Type 4 - 100/50/35 cm	- 440 kg
Type 5 - 50/50/35 cm	- 220 kg



Perimeter is easily noticeable with white cane.
Stacking two elements creates a backrest.
Volume is easily understandable and friendly for people with cognitive disabilities.



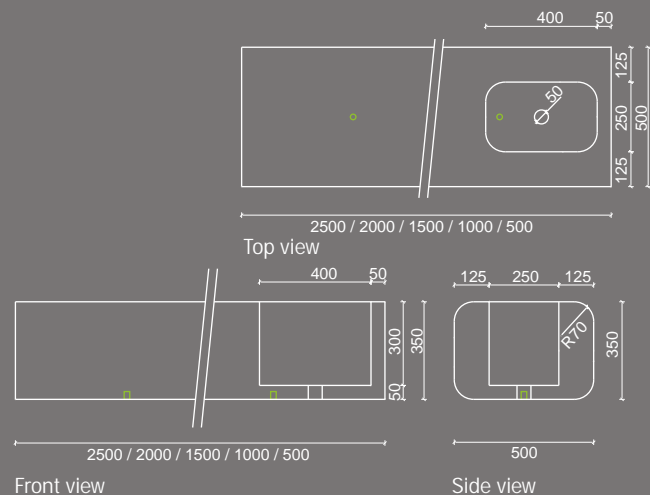
Designer: Marine Peyre (FR)

SPECIFICATIONS

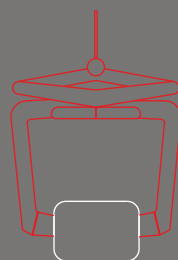
MATERIAL	Cast stone
FIXING	2x M12 Shelve - length 200mm
WEIGHT	see table
FINISHES	Micro etched / Polished / Velvet Waterproof and anti-graffiti protection



GEOMETRY



HANDLING



Bench with planter 40/25/30 cm
 Type 1.1 - 250/50/35 cm - 1.019 kg
 Type 2.4 - 200/50/35 cm - 775 kg
 Type 3.2 - 150/50/35 cm - 581 kg

Bench with planter 40/10/30 cm
 Type 1.3 - 250/50/35 cm - 1.064 kg
 Type 2.3 - 200/50/35 cm - 820 kg
 Type 3.1 - 150/50/35 cm - 627 kg

Bench with planter 12,5/25/30 cm
 Type 1.2 - 250/50/35 cm - 1.070 kg
 Type 2.1 - 200/50/35 cm - 828 kg
 Type 3.3 - 150/50/35 cm - 635 kg

Bench with long planter 10/30 cm
 Type 1.4 - 250/50/35 cm - 989 kg
 Type 2.2 - 200/50/35 cm - 770 kg
 Type 3.4 - 150/50/35 cm - 552 kg
 Type 4.1 - 100/50/35 cm - 335 kg





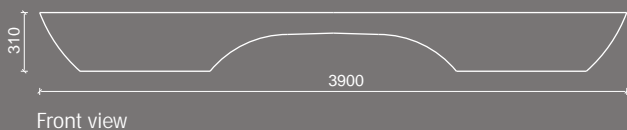
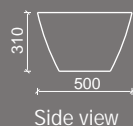
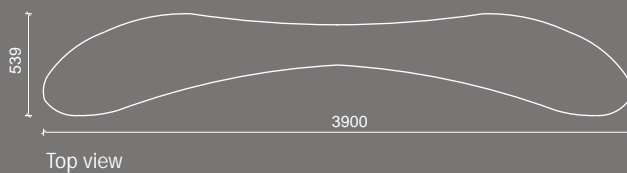
Designer: Arne Quinze (BE)

SPECIFICATIONS

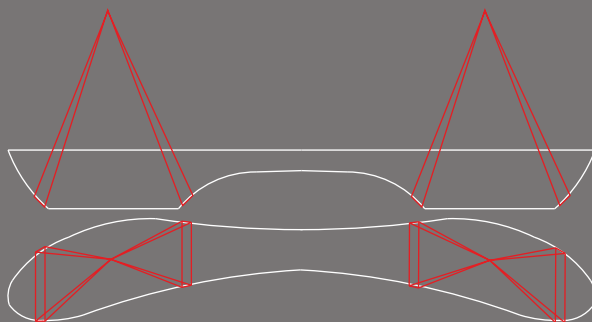
MATERIAL	Cast stone
FIXING	Free-standing
WEIGHT	1.450 kg
FINISHES	Micro etched Waterproof and anti-graffiti protection Structured



GEOMETRY



HANDLING



Perimeter is easily noticeable with white cane.
Volume is easily understandable and friendly for people with cognitive disabilities.



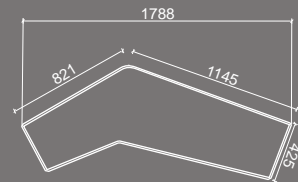
Designer: Alain Gilles (BE)

SPECIFICATIONS

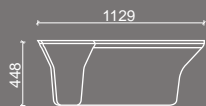
MATERIAL	Cast stone
FIXING	Free-standing
WEIGHT	800 kg
FINISHES	Micro etched / Polished / Velvet
	Waterproof and anti-graffiti protection




GEOMETRY



Top view

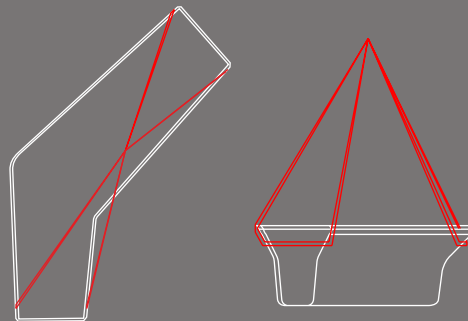


Side view



Front view

HANDLING



Perimeter is easily noticeable with white cane.
Appropriate seat height. Easy to stand-up thanks to back slope under seating.
Volume is easily understandable and friendly for people with cognitive disabilities.



Designer: Roel Vandebeek (BE)

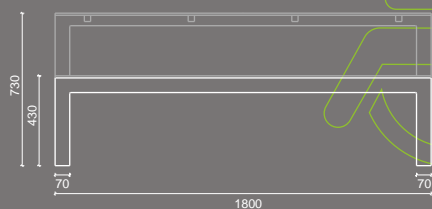
SPECIFICATIONS

MATERIAL	Cast stone Lacquered steel
FIXING	Free-standing
WEIGHT	460 kg
FINISHES	Micro etched / Polished / Velvet Waterproof and anti-graffiti protection

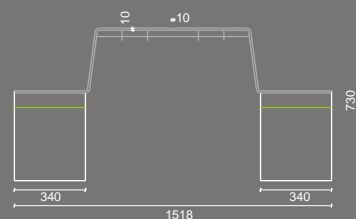


GEOMETRY


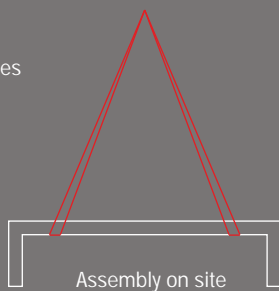
Front view



Side view



HANDLING
of the benches



Top view



People in wheelchair welcome at table. Perimeter is easily noticeable with white cane.
Possibility to use table as backrest when sitting. Easy to stand-up thanks to free room under seating.
Volume is easily understandable and friendly for people with cognitive disabilities.




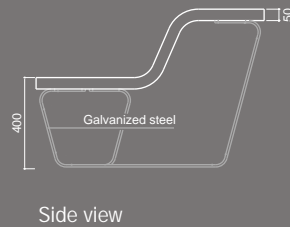
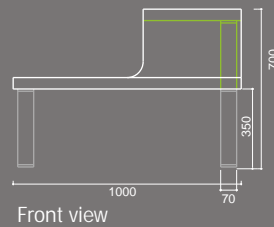
Designer: Studio Segers (BE)

SPECIFICATIONS

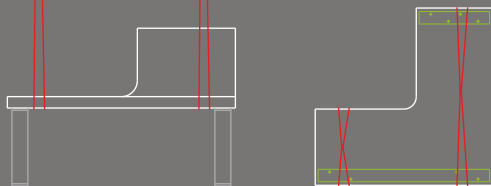
MATERIAL	UHPC Galvanized steel
FIXING	4x M10 Shelve
WEIGHT	140 kg
FINISHES	Fair faced Waterproof and anti-graffiti protection



GEOMETRY



HANDLING



Bench 1m²



Backrest integrated. Easy to stand-up thanks to back slope under seating.
People in wheelchair welcome at table.



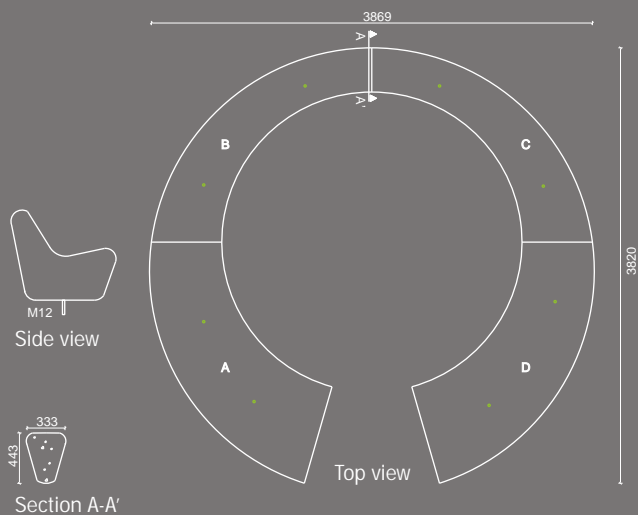
Designer: Lucile Souflet (BE)

SPECIFICATIONS

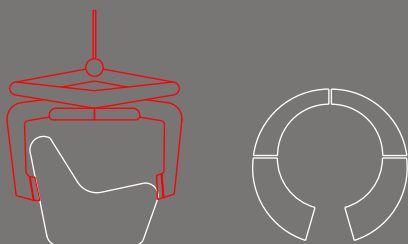
MATERIAL	Cast stone
FIXING	2x M12 Shelve/element
WEIGHT	5.280 kg
FINISHES	Micro etched / Polished / Velvet Waterproof and anti-graffiti protection



GEOMETRY



HANDLING



Perimeter is easily noticeable with white cane.
Appropriate seat height. Backrest integrated for support. Easy to stand-up thanks to back slope under seating.
Volume is easily understandable and friendly for people with cognitive disabilities.



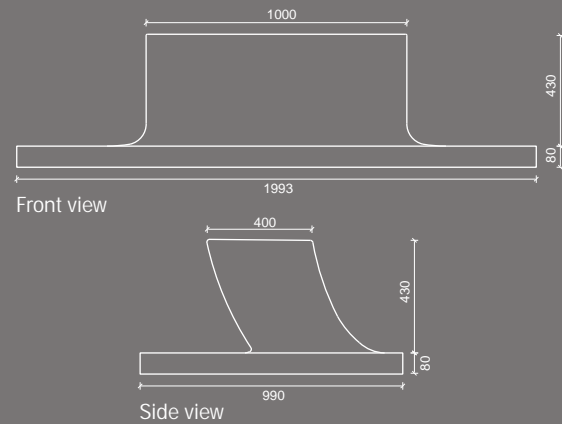
Designer: Roel Vandebeek (BE)

SPECIFICATIONS

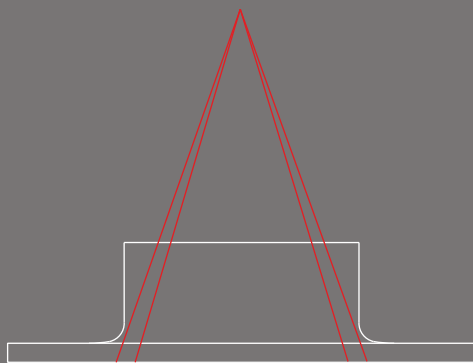
MATERIAL	Cast stone
FIXING	Incorporated
WEIGHT	790 kg
FINISHES	Micro etched / Polished / Velvet
	Waterproof and anti-graffiti protection



GEOMETRY



HANDLING





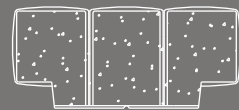
Designer: Roel Vandebeek (BE)

SPECIFICATIONS

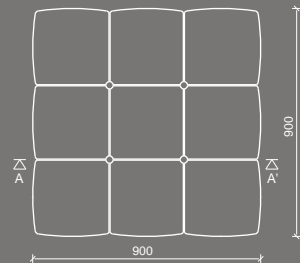
MATERIAL	Cast stone
FIXING	Free-standing
WEIGHT	800 kg
FINISHES	Micro etched Waterproof and anti-graffiti protection



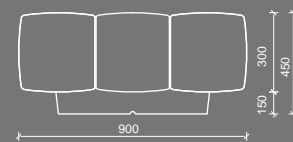
GEOMETRY



Crosscut

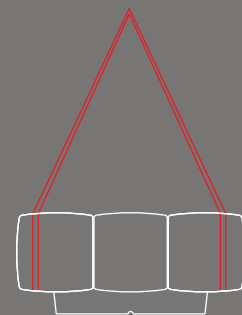
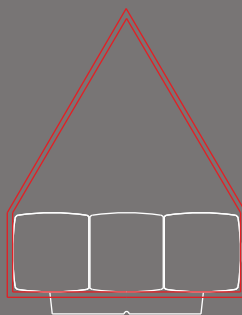


Top view



Side view / Front view

HANDLING



Perimeter is easily noticeable with white cane.
Volume is easily understandable and friendly for people with cognitive disabilities.



Designer: Roel Vandebeek (BE)

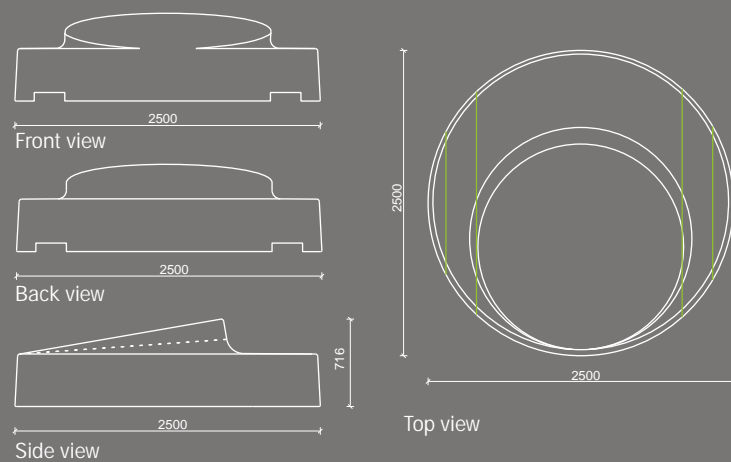
SPECIFICATIONS

MATERIAL	Cast stone
FIXING	Free-standing
WEIGHT	5.400 kg
FINISHES	Micro etched / Polished / Velvet
	Waterproof and anti-graffiti protection



Bench Round 2

GEOMETRY



HANDLING



Perimeter is easily noticeable with white cane.
Volume is easily understandable and friendly for people with cognitive disabilities.






Designer: Roel Vandebeek (BE)

SPECIFICATIONS

MATERIAL	Cast stone
FIXING	2x M12 Shelve
WEIGHT	907 kg
FINISHES	Micro etched / Polished / Velvet Waterproof and anti-graffiti protection



GEOMETRY

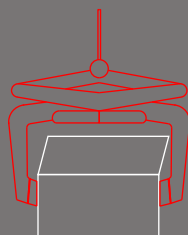


Front view



Top view

HANDLING



Perimeter is easily noticeable with white cane.
Volume is easily understandable and friendly for people with cognitive disabilities.



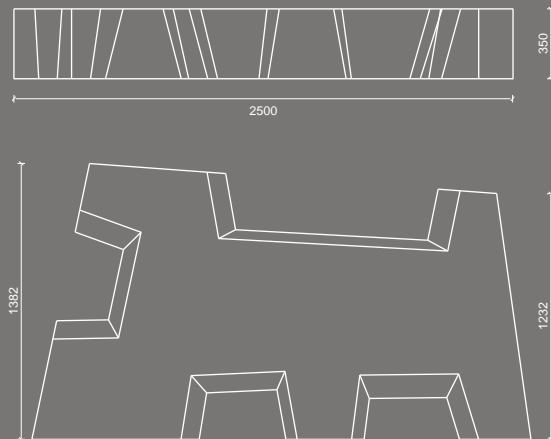
Designer: Peter Van Riet (BE)

SPECIFICATIONS

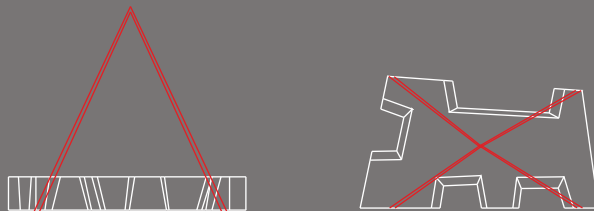
MATERIAL	Cast stone
FIXING	Free-standing
WEIGHT	1.870 kg
FINISHES	Micro etched / Polished / Velvet Waterproof and anti-graffiti protection



GEOMETRY



HANDLING





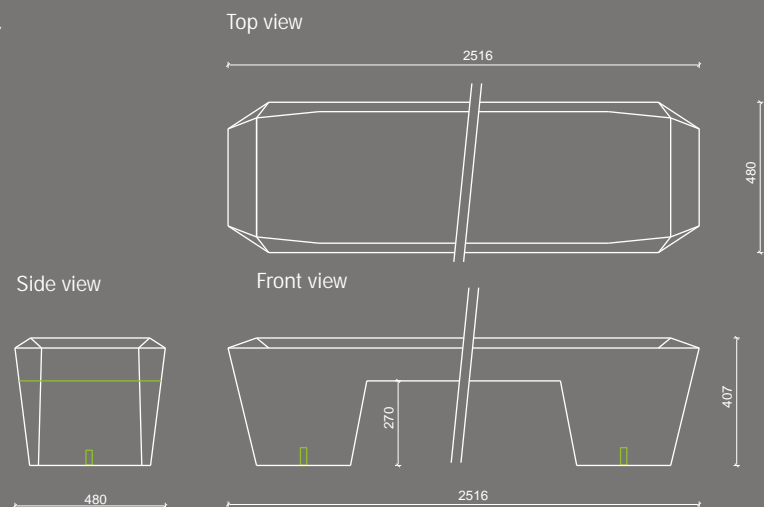
Designer: Benjamin Pawlica (FR)

SPECIFICATIONS

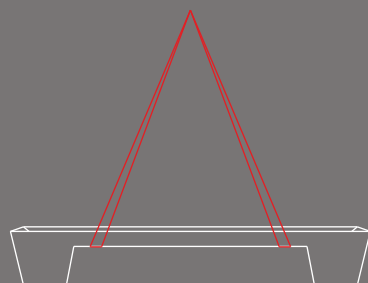
MATERIAL	Cast stone
FIXING	2x M12 Shelfe - length 200 mm
WEIGHT	640 kg
FINISHES	Micro etched / Polished / Velvet Waterproof and anti-graffiti protection



GEOMETRY



HANDLING



Perimeter is easily noticeable with white cane.



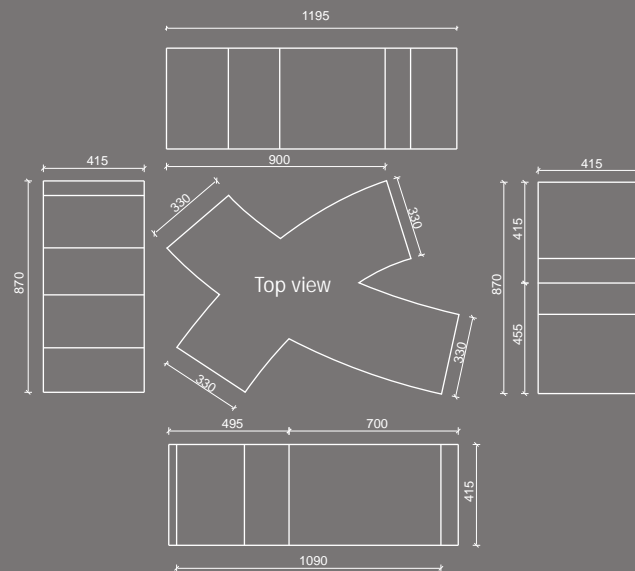
Designer: Benjamin Pawlica (FR)

SPECIFICATIONS

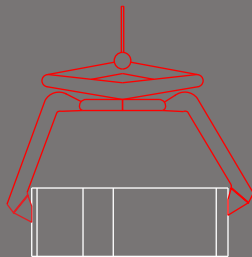
MATERIAL	Cast stone
FIXING	Free-standing
WEIGHT	700 kg
FINISHES	Micro etched / Polished / Velvet Waterproof and anti-graffiti protection



GEOMETRY



HANDLING





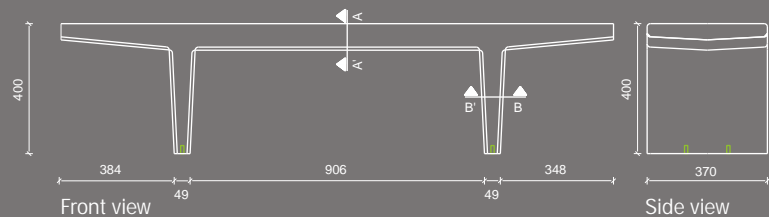
Designer: Frank (UK)

SPECIFICATIONS

MATERIAL	Cast stone
FIXING	4x M10 Shelve
WEIGHT	165 kg
FINISHES	Micro etched / Polished / Velvet Waterproof and anti-graffiti protection



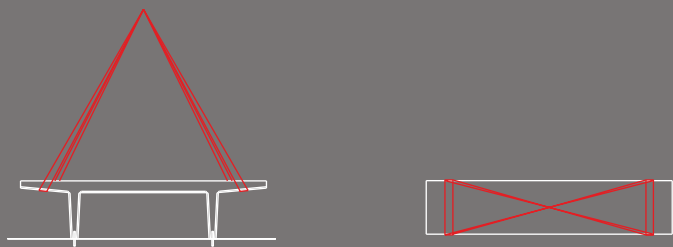
GEOMETRY



Section A-A'

Section B-B'

HANDLING






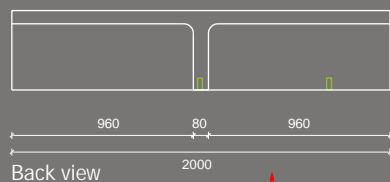
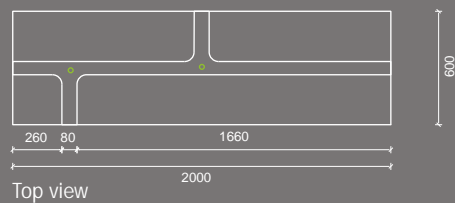
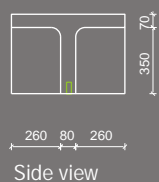
Designer: Roel Vandebeek (BE)

SPECIFICATIONS

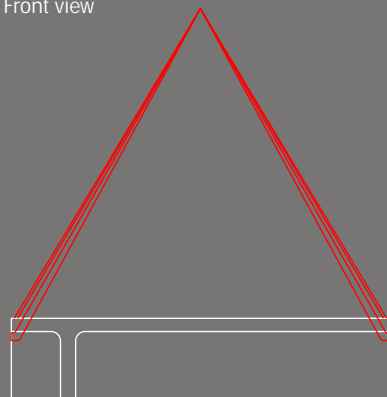

MATERIAL	Cast stone
FIXING	2x M12 Shelve
WEIGHT	410 kg
FINISHES	Micro etched / Polished / Velvet Waterproof and anti-graffiti protection



GEOMETRY



HANDLING



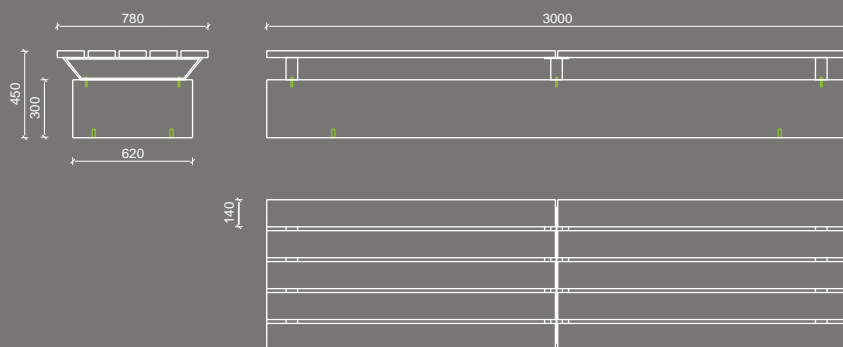
Perimeter is easily noticeable with white cane.
Appropriate seat height. Easy to stand-up thanks to free room under seating.



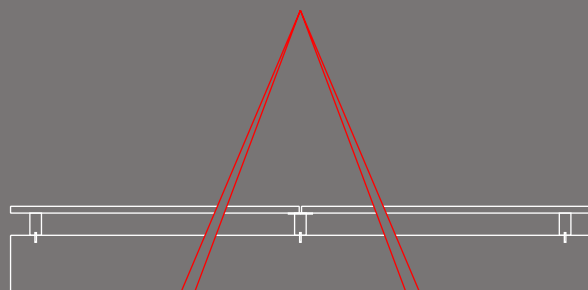
SPECIFICATIONS

MATERIALS	Cast stone Wood: Sapelli on stainless steel structure
FIXING	4x M12 Shelve - length 200 mm
WEIGHT	1.320 kg
FINISHES	Fair faced / Micro etched / Polished / Velvet Waterproof and anti-graffiti protection

GEOMETRY



HANDLING



Perimeter is easily noticeable with white cane.
Appropriate seat height. Easy to stand-up thanks to free room between edge of seating and base of bench.
Volume is easily understandable and friendly for people with cognitive disabilities.

5 elements can be combined to create a planter

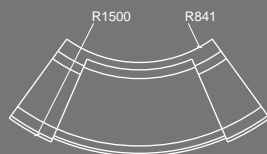


SPECIFICATIONS

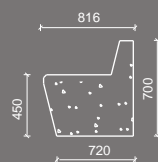
MATERIALS	Cast stone Wood: Sapelli on stainless steel structure
FIXING	Free-standing
WEIGHT	560 kg/pc - 2.240 kg/composition
FINISHES	Micro etched / Polished / Velvet Waterproof and anti-graffiti protection

GEOMETRY

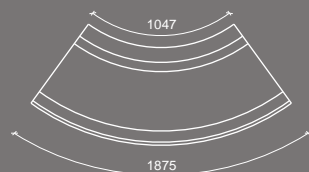
Top view with wood



Crosscut



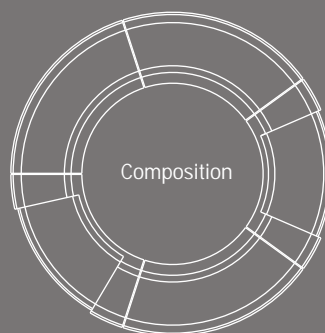
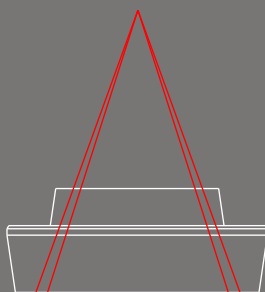
Top view without wood



Side view



HANDLING



Perimeter is easily noticeable with white cane.
Appropriate seat height. Backrest is integrated for support. Easy to stand-up thanks to back slope under seating.
Volume is easily understandable and friendly for people with cognitive disabilities.



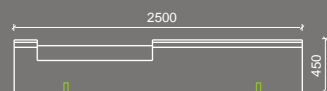
SPECIFICATIONS

MATERIALS	Cast stone Wood: Sapelli on 50 or 100 cm stainless steel frame
FIXING	2x M12 Shelve - length 200 mm
WEIGHT	Large - 1.100 kg / Small - 308 kg
FINISHES	Micro etched / Polished / Velvet Waterproof and anti-graffiti protection

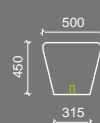


GEOMETRY

Front view



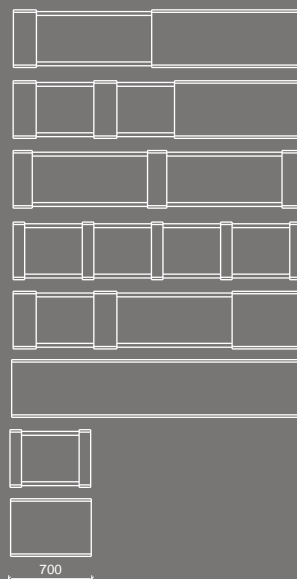
Side view




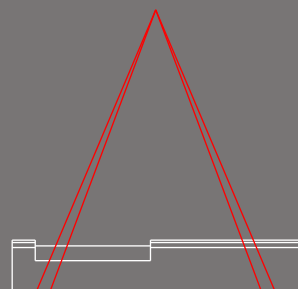
Crosscut



Possible Top views



HANDLING



Perimeter is easily noticeable with white cane.
Appropriate seat height. Easy to stand-up thanks to back slope under seating.
Volume is easily understandable and friendly for people with cognitive disabilities.

4 elements can be combined to create a planter

Bench Castricum

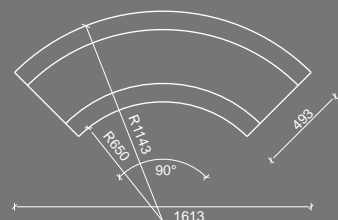


SPECIFICATIONS

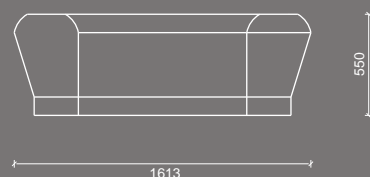
MATERIAL	Cast stone
FIXING	To bury partly
WEIGHT	950 kg/part - 4 parts = 3.800 kg
FINISHES	Micro etched / Polished / Velvet Waterproof and anti-graffiti protection

GEOMETRY

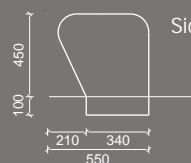
Top view



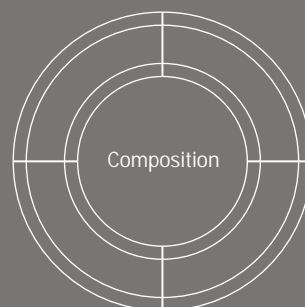
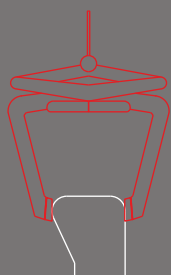
Front view



Side view



HANDLING



Perimeter is easily noticeable with white cane.
Appropriate seat height. Easy to stand-up thanks to back slope under seating.
Volume is easily understandable and friendly for people with cognitive disabilities.

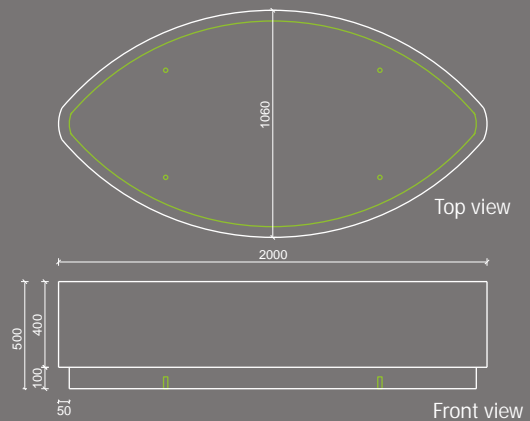


SPECIFICATIONS

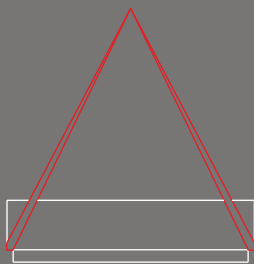
MATERIAL	Cast stone
FIXING	4x M12 Shelve - length 200 mm
WEIGHT	1.789 kg
FINISHES	Micro etched / Polished / Velvet Waterproof and anti-graffiti protection



GEOMETRY



HANDLING



Perimeter is easily noticeable with white cane.
Appropriate seat height for elderly people.
Volume is easily understandable and friendly for people with cognitive disabilities.

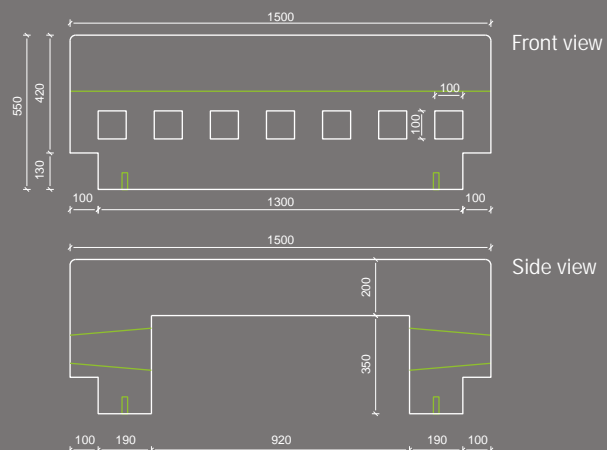


SPECIFICATIONS

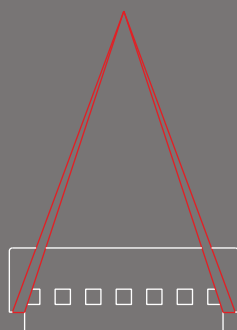
MATERIAL	Cast stone
FIXING	4x M12 Shelve - length 200mm
WEIGHT	1.620 kg
FINISHES	Micro etched / Polished / Velvet Waterproof and anti-graffiti protection



GEOMETRY



HANDLING



Bench Ouverture



Appropriate seat height for elderly people. Easy to stand-up thanks to free room under seating on sides.
Volume is easily understandable and friendly for people with cognitive disabilities.

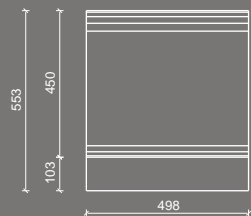


SPECIFICATIONS

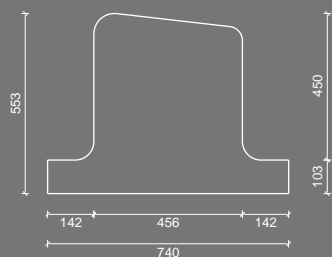
MATERIAL	Cast stone
FIXING	To bury partly
WEIGHT	see table
FINISHES	Micro etched / Polished / Velvet Waterproof and anti-graffiti protection



GEOMETRY

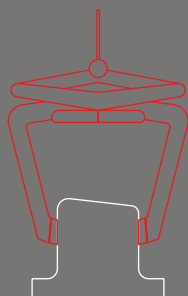


Front view



Side view

HANDLING



Rubens - straight - 348 kg

Rubens - start/end - 374 kg

Rubens - curved - inner radius 245 cm - 387 kg



Perimeter is easily noticeable with white cane.
Volume is easily understandable and friendly for people with cognitive disabilities.



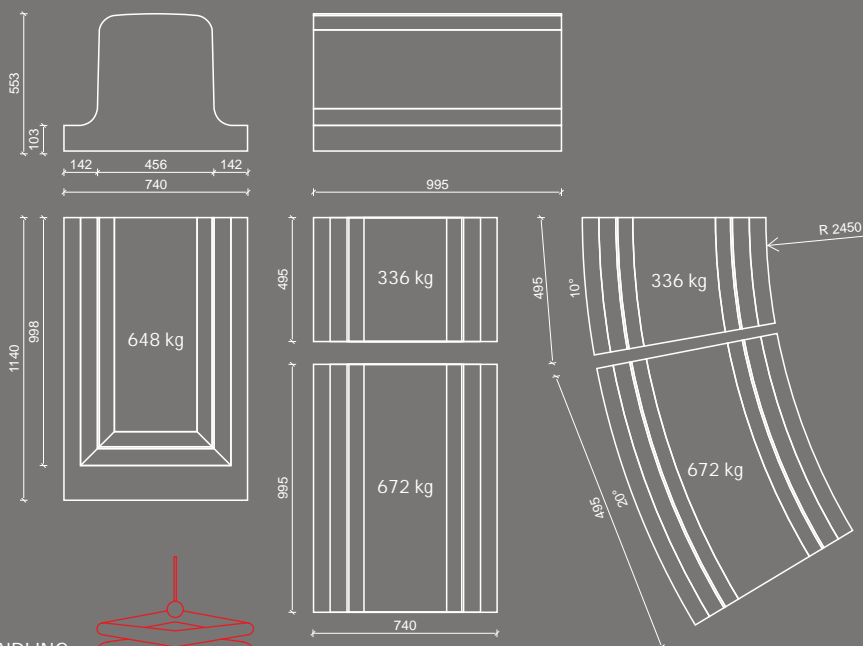
SPECIFICATIONS

MATERIAL	Cast stone
FIXING	To bury partly
WEIGHT	see plans
FINISHES	Micro etched / Polished / Velvet
	Waterproof and anti-graffiti protection

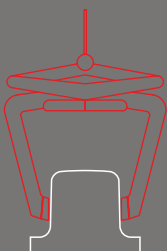


Bench Playground

GEOMETRY



HANDLING



Perimeter is easily noticeable with white cane.
Volume is easily understandable and friendly for people with cognitive disabilities.



SPECIFICATIONS

MATERIAL	Cast stone
FIXING	4x M12 Shelve - length 200 mm
WEIGHT	see table
FINISHES	Micro etched / Polished / Velvet Waterproof and anti-graffiti protection



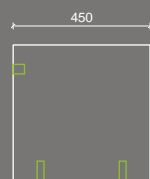
LED-Line 1

GEOMETRY

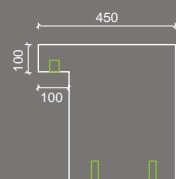
Front view - LED-Line 1



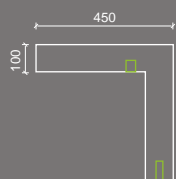
Side view LED-Line 1



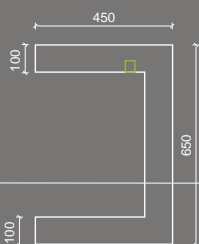
Side view LED-Line 2



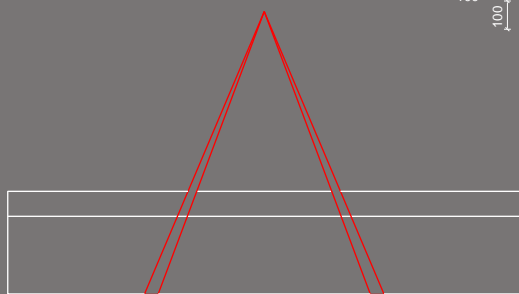
Side view LED-Line 3



Side view LED-Line 4



HANDLING



Type LED-Line 1 - 120/45/45 cm - 582 kg
Type LED-Line 2 - 120/45/45 cm - 482 kg
Type LED-Line 3 - 120/45/45 cm - 230 kg
Type LED-Line 4 - 120/45/65 cm - 388 kg

Type LED-Line 1 - 220/45/45 cm - 1.070 kg
Type LED-Line 2 - 220/45/45 cm - 885 kg
Type LED-Line 3 - 220/45/45 cm - 425 kg
Type LED-Line 4 - 220/45/65 cm - 712 kg



LED-Line 2



LED-Line 3 & 4



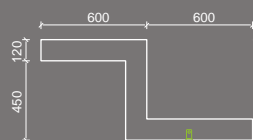
Perimeter of LED-Line 1 and LED-Line 2 is easily noticeable with white cane.
Appropriate seat height. Easy to stand-up thanks to free room under seating for LED-Line 2, LED-Line 3 and LED-Line 4.
Volume is easily understandable and friendly for people with cognitive disabilities.

SPECIFICATIONS

MATERIAL	Cast stone
FIXING	4x M12 Shelve - length 200 mm
WEIGHT	see table
FINISHES	Micro etched / Polished / Velvet Waterproof and anti-graffiti protection



GEOMETRY



Side view

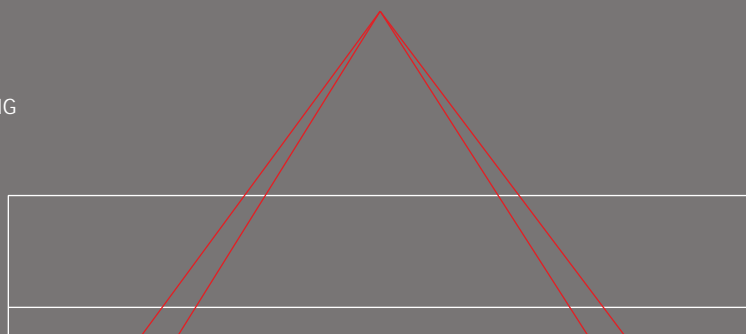
Front view



Top view



HANDLING



Z-Bench 300/120/45 cm - 1.426 kg

200/120/45 cm - 950 kg

100/120/45 cm - 475 kg



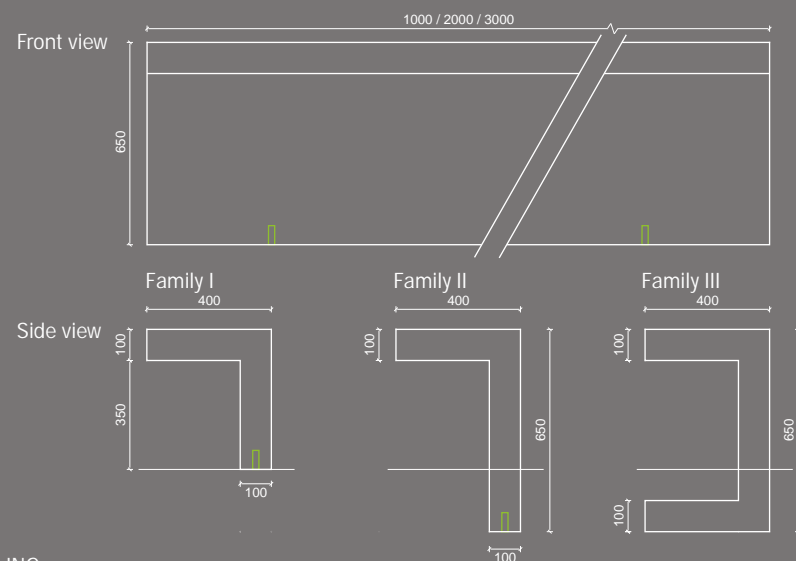


SPECIFICATIONS

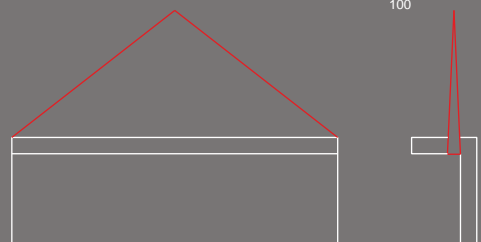
MATERIAL	Cast stone
FIXING	2x M12 Shelve - length 200 mm
WEIGHT	see table
FINISHES	Fair faced / Micro etched / Polished / Velvet Waterproof and anti-graffiti protection



GEOMETRY



HANDLING



Family I	300/40/45 cm	414 kg
	200/40/45 cm	276 kg
	100/40/45 cm	138 kg

Family II	300/40/65 cm	684 kg
	200/40/65 cm	456 kg
	100/40/65 cm	228 kg

Family III	300/40/65 cm	900 kg
	200/40/65 cm	600 kg
	100/40/65 cm	300 kg



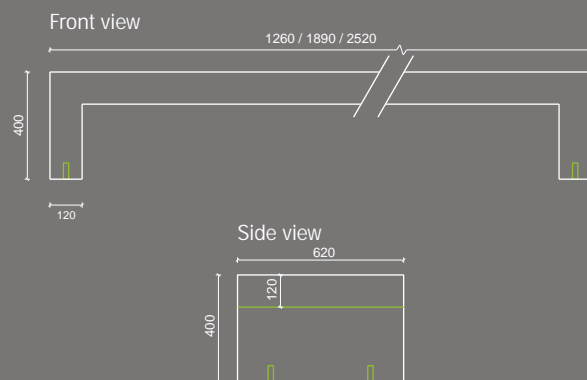
Adjustable and appropriate seat height at placement (45-55 cm). Easy to stand-up thanks to free room under seating. Volume is easily understandable and friendly for people with cognitive disabilities.



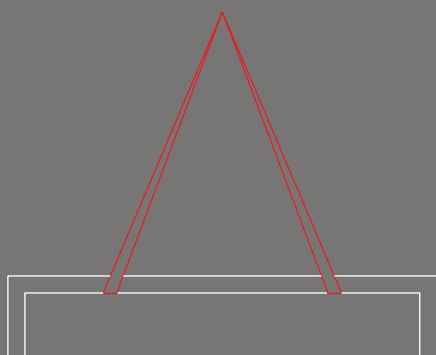
SPECIFICATIONS

MATERIAL	Cast stone
FIXING	4x M12 Shelve - length 200 mm
WEIGHT	see table
FINISHES	Fair faced / Micro etched / Polished / Velvet Waterproof and anti-graffiti protection

GEOMETRY



HANDLING



Hyjo 252/62/40 cm - 551 kg

189/62/40 cm - 437 kg

126/62/40 cm - 325 kg



Appropriate seat height with extra feet. Easy to stand-up thanks to free room under seating.
Volume is easily understandable and friendly for people with cognitive disabilities.



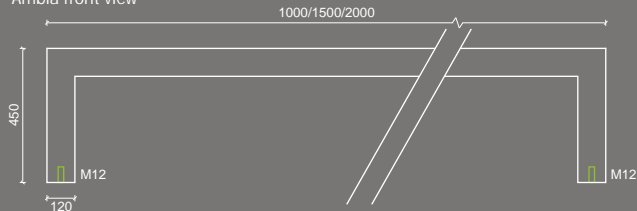
SPECIFICATIONS

MATERIAL	UHPC
FIXING	4x M12 or M6 Shelve - length 200 mm
WEIGHT	see table
FINISHES	Fair faced / Micro etched / Polished / Velvet Waterproof and anti-graffiti protection

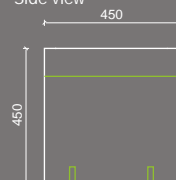


GEOMETRY

Ambla front view



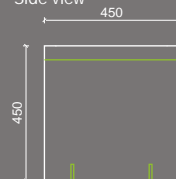
Side view



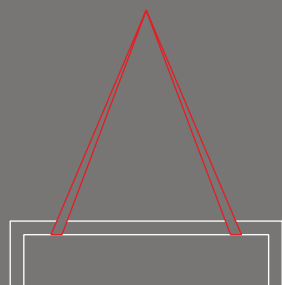
Ambla UHPC front view



Side view



HANDLING



	LxWxH (cm)	Thickness (cm)	Weight (kg)
Ambla	100/45/45	12	215
	150/45/45	12	280
	200/45/45	12	344
Ambla UHPC	100/45/45	6	115
	150/45/45	6	147
	200/45/45	6	180



Appropriate seat height. Easy to stand-up thanks to free room under seating.
Volume is easily understandable and friendly for people with cognitive disabilities.

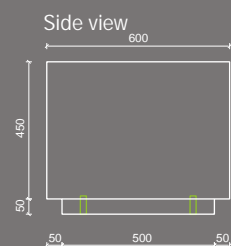
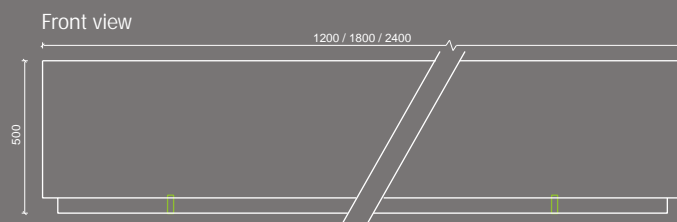


SPECIFICATIONS

MATERIAL	Cast stone
FIXING	4x M12 Shelve - length 200 mm
WEIGHT	see table
FINISHES	Fair faced / Micro etched / Polished / Velvet Waterproof and anti-graffiti protection

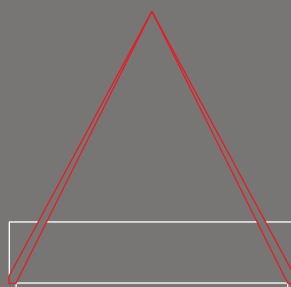


GEOMETRY



Float	240/60/50 cm - 1.690 kg
	210/60/50 cm - 1.480 kg
	180/60/50 cm - 1.265 kg
	120/60/50 cm - 845 kg

HANDLING



Perimeter is easily noticeable with white cane.
Volume is easily understandable and friendly for people with cognitive disabilities.

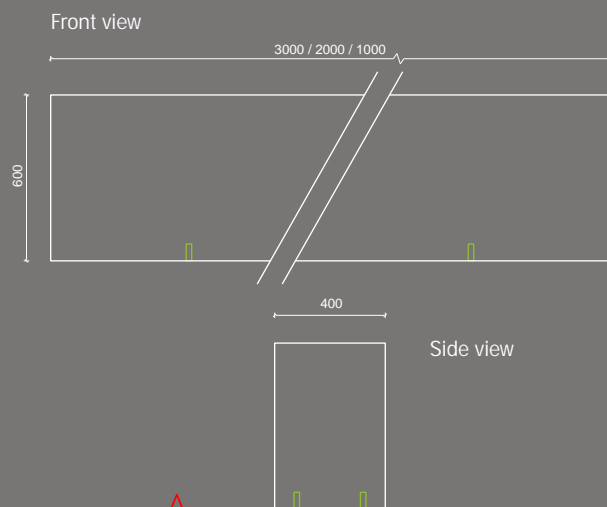


SPECIFICATIONS


MATERIAL	Cast stone
FIXING	4x M12 Shelve - length 200 mm
WEIGHT	see table
FINISHES	Fair faced / Micro etched / Polished / Velvet Waterproof and anti-graffiti protection



GEOMETRY



HANDLING



Viem 300/40/60 cm - 1.728 kg

200/40/60 cm - 1.152 kg

100/40/60 cm - 576 kg



Perimeter is easily noticeable with white cane.
Volume is easily understandable and friendly for people with cognitive disabilities.



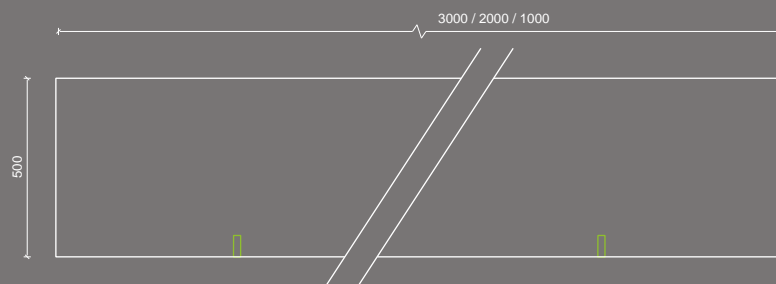
SPECIFICATIONS

MATERIAL	Cast stone
FIXING	4x M12 Shelve - length 200 mm
WEIGHT	see table
FINISHES	Fair faced / Micro etched / Polished / Velvet Waterproof and anti-graffiti protection




GEOMETRY

Front view

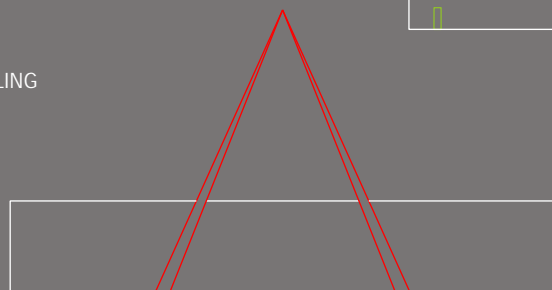


500



Side view

HANDLING



Vile 300/50/50 cm - 1.800 kg
200/50/50 cm - 1.200 kg
100/50/50 cm - 600 kg



Perimeter is easily noticeable with white cane.
Volume is easily understandable and friendly for people with cognitive disabilities.



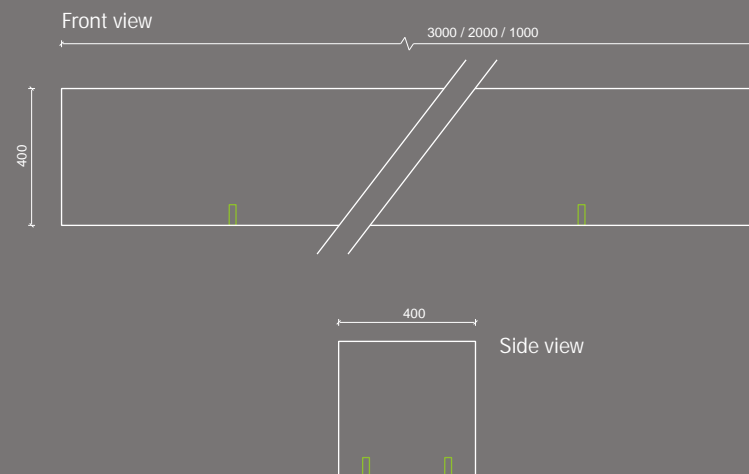


SPECIFICATIONS

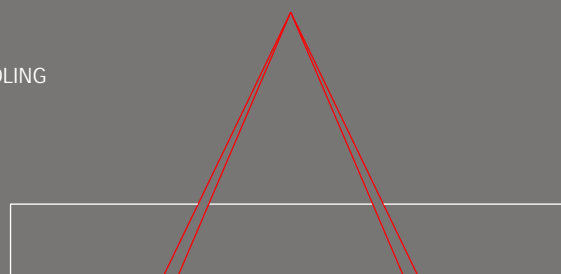
MATERIAL	Cast stone
FIXING	4x M12 Shelve - length 200 mm
WEIGHT	see table
FINISHES	Fair faced / Micro etched / Polished / Velvet Waterproof and anti-graffiti protection



GEOMETRY



HANDLING



Vetil 300/40/40 cm - 1.152 kg

200/40/40 cm - 768 kg

100/40/40 cm - 384 kg



Perimeter is easily noticeable with white cane.
Volume is easily understandable and friendly for people with cognitive disabilities.

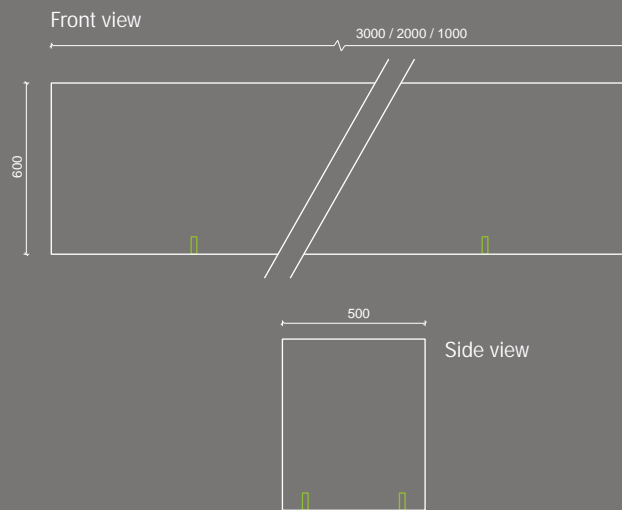


SPECIFICATIONS

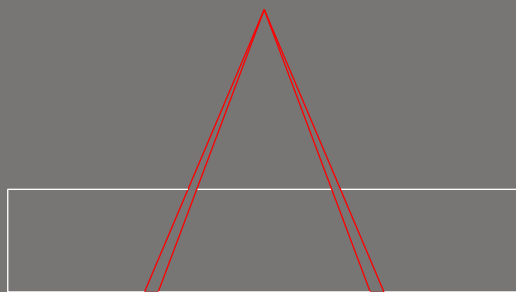
MATERIAL	Cast stone
FIXING	4x M12 Shelve - length 200 mm
WEIGHT	see table
FINISHES	Fair faced / Micro etched / Polished / Velvet Waterproof and anti-graffiti protection



GEOMETRY



HANDLING



Dome 300/50/60 cm - 2.160 kg

200/50/60 cm - 1.440 kg

100/50/60 cm - 720 kg





SPECIFICATIONS

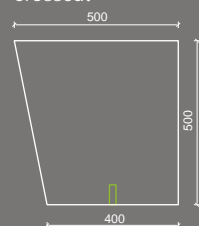
MATERIAL	Cast stone
FIXING	2x M12 Shelve - length 200 mm
WEIGHT	see table
FINISHES	Fair faced / Micro etched / Polished / Velvet Waterproof and anti-graffiti protection

Several elements can be combined to create a planter



GEOMETRY

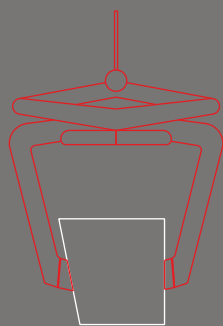
Crosscut



Top view



HANDLING



Circular	Dia 300 cm - 4.240 kg - 848 kg/part - 5 parts
	Dia 400 cm - 5.940 kg - 990 kg/part - 6 parts
	Dia 500 cm - 7.632 kg - 954 kg/part - 8 parts
	Dia 600 cm - 9.324 kg - 1.036 kg/part - 9 parts



Perimeter is easily noticeable with white cane.
Appropriate seat height. Easy to stand-up thanks to back slope under seating.
Volume is easily understandable and friendly for people with cognitive disabilities.



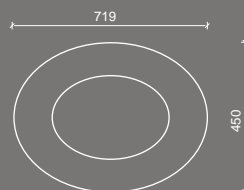
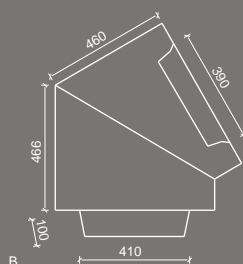
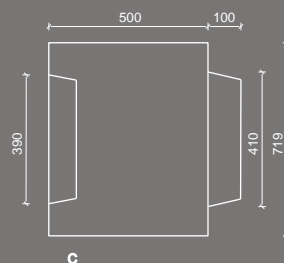
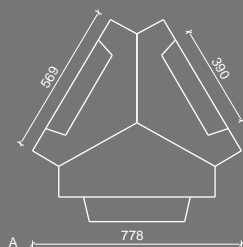
Designer: Jan Contreras (BE)

SPECIFICATIONS

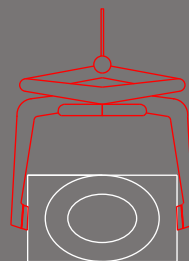
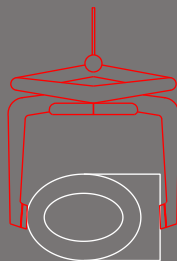
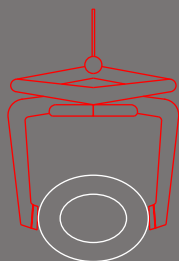
MATERIAL	Cast stone
FIXING	Free-standing
WEIGHT	A - 280 kg / B - 280 kg / C - 340 kg
FINISHES	Micro etched Waterproof and anti-graffiti protection



GEOMETRY



HANDLING





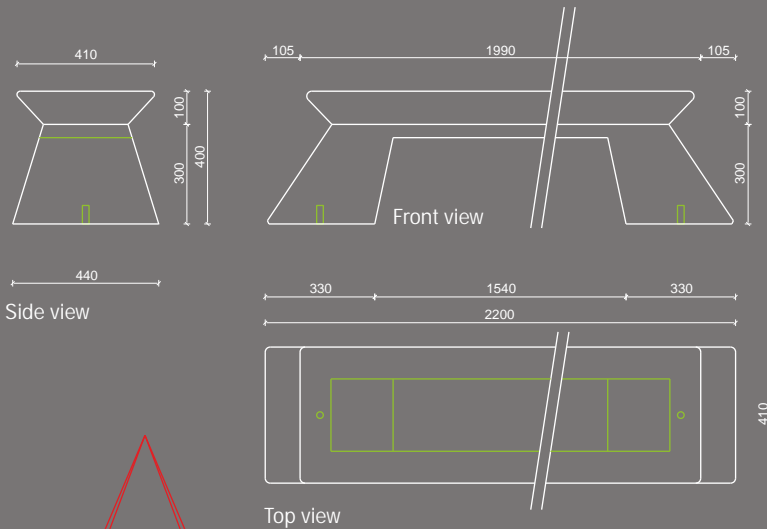
Designer: Benjamin Pawlica (FR)

SPECIFICATIONS

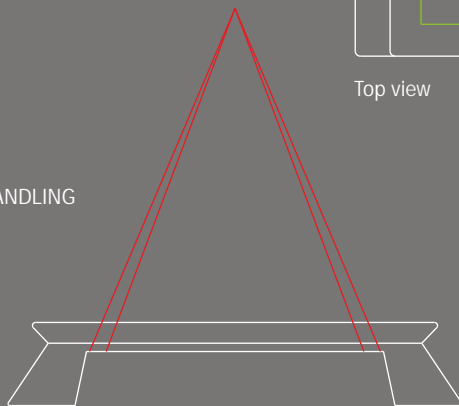
MATERIAL	Cast stone
FIXING	2x M12 Shelve - length 200 mm
WEIGHT	360 kg
FINISHES	Micro etched / Polished / Velvet Waterproof and anti-graffiti protection



GEOMETRY




HANDLING



Perimeter is easily noticeable with white cane.
Easy to stand-up thanks to back slope under seating.
Volume is easily understandable and friendly for people with cognitive disabilities.

BOLLARDS





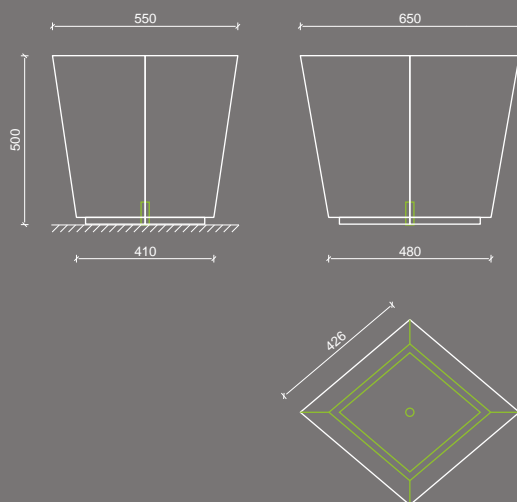
Designers: Crous Calogero (ES)

SPECIFICATIONS

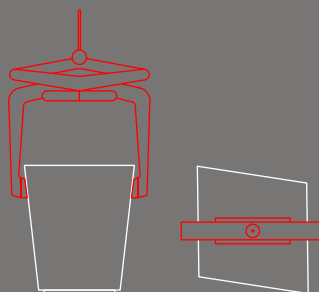
MATERIAL	Cast stone
FIXING	1x M12 Shelve - length 200 mm
WEIGHT	155 kg
FINISHES	Micro etched / Polished / Velvet Waterproof and anti-graffiti protection



GEOMETRY



HANDLING




Perimeter is easily noticeable with white cane.
Can be used as relay seating for people easily exhausted. Appropriate height. Easy to stand-up thanks to back slope under seating.
Volume is easily understandable and friendly for people with cognitive disabilities.



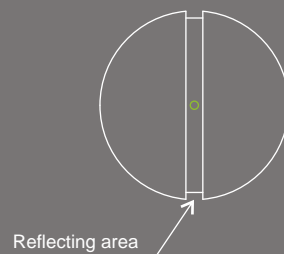
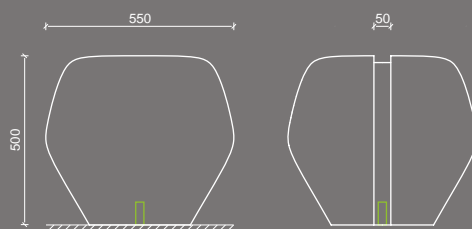
Designers:
Karen Schou Andersen & Hans Christian Asmussen (DK)

SPECIFICATIONS

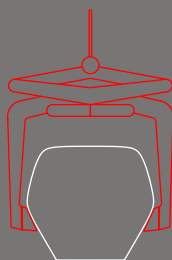
MATERIALS	Cast stone Stainless steel stripe with optional reflective sticker
FIXING	1x M12 Shelve - length 200 mm
WEIGHT	190 kg
FINISHES	Fair faced / Micro etched / Polished / Velvet Waterproof and anti-graffiti protection



GEOMETRY



HANDLING

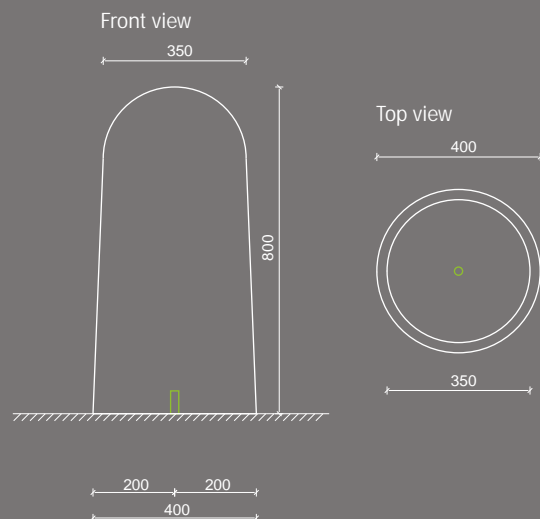




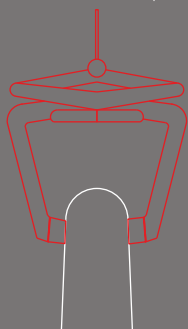
SPECIFICATIONS

MATERIAL	Cast stone
FIXING	1x M12 Shelve - length 200 mm
WEIGHT	195 kg
FINISHES	Fair faced / Micro etched / Polished / Velvet Waterproof and anti-graffiti protection

GEOMETRY



HANDLING



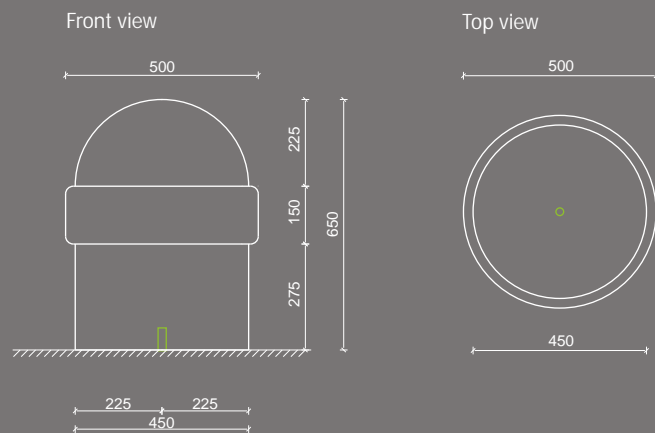
Perimeter is easily noticeable with white cane.
Volume is easily understandable and friendly for people with cognitive disabilities.




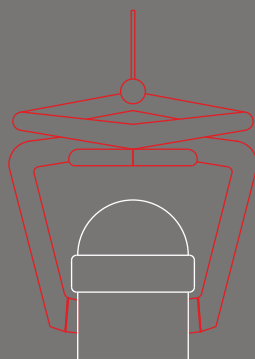
SPECIFICATIONS

MATERIAL	Cast stone
FIXING	1x M12 Shelve - length 200 mm
WEIGHT	235 kg
FINISHES	Micro etched Waterproof and anti-graffiti protection

GEOMETRY



HANDLING



Perimeter is easily noticeable with white cane.
Volume is easily understandable and friendly for people with cognitive disabilities.



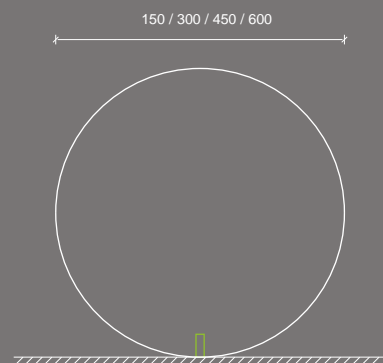
SPECIFICATIONS

MATERIAL	Cast stone
FIXING	1x M12 Shelve - length 200 mm
WEIGHT	see table
FINISHES	Fair faced / Micro etched / Polished / Velvet Waterproof and anti-graffiti protection

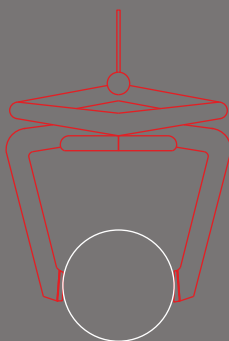


GEOMETRY

Front view



HANDLING



Round 15 - dia 15 cm - 5 kg

Round 30 - dia 30 cm - 32 kg

Round 45 - dia 45 cm - 110 kg

Round 60 - dia 60 cm - 260 kg

Round 80 - dia 80 cm - 643 kg



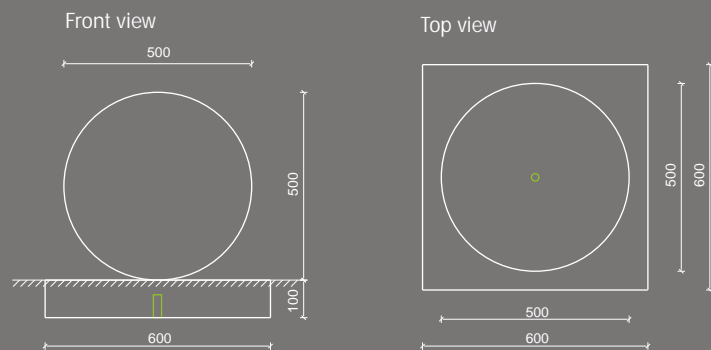
Perimeter is easily noticeable with white cane. Although, we do not recommend to use small spheres (15-30 cm) in heavy pedestrian traffic areas. Volume is easily understandable and friendly for people with cognitive disabilities.



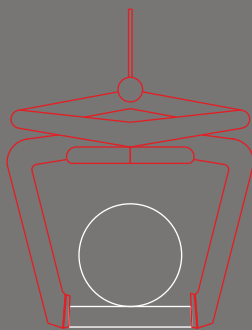
SPECIFICATIONS

MATERIAL	Cast stone
FIXING	1x M12 Shelve - length 200 mm
WEIGHT	245 kg
FINISHES	Micro etched Waterproof and anti-graffiti protection

GEOMETRY



HANDLING



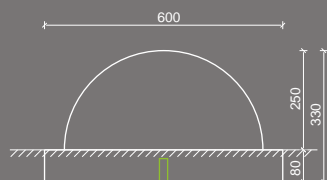


SPECIFICATIONS

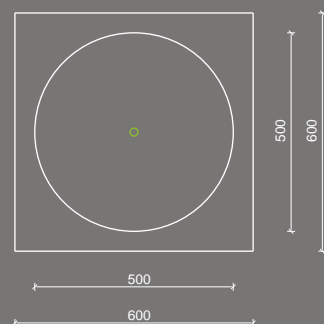
MATERIAL	Cast stone
FIXING	1x M12 Shelve - length 200 mm
WEIGHT	148 kg
FINISHES	Fair faced / Micro etched Waterproof and anti-graffiti protection

GEOMETRY

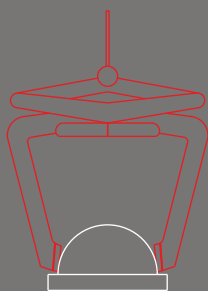
Front view



Top view



HANDLING



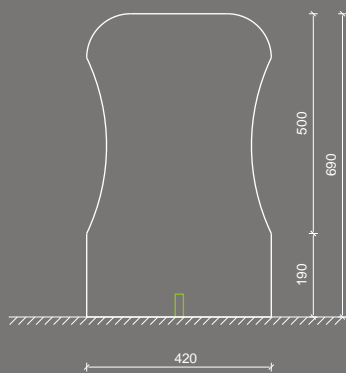


SPECIFICATIONS


MATERIAL	Cast stone
FIXING	1x M12 Shelve - length 200 mm
WEIGHT	160 kg
FINISHES	Micro etched Waterproof and anti-graffiti protection

GEOMETRY

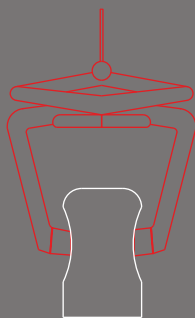
Front view



Top view



HANDLING



Bollard Porta



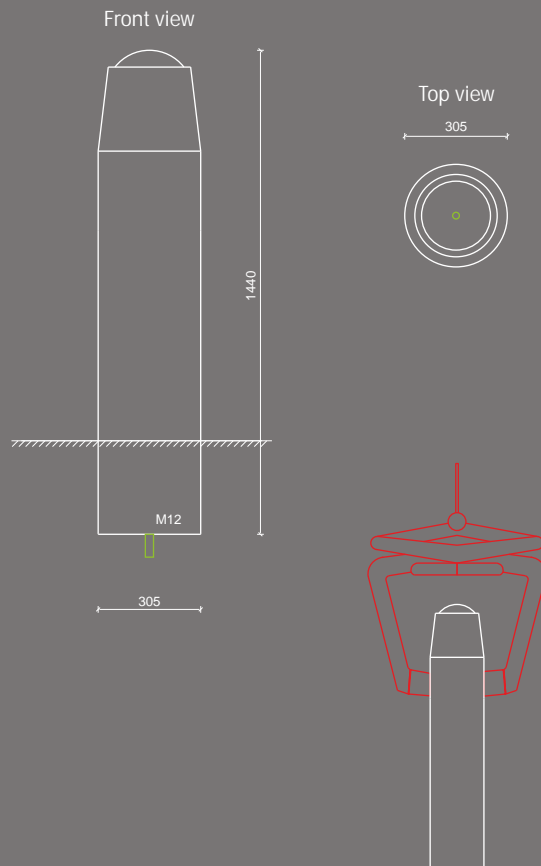
Perimeter is easily noticeable with white cane.
Can be used as relay seating for people easily exhausted if buried partly, leaving 50-55 cm out of ground.
Volume is easily understandable and friendly for people with cognitive disabilities.



SPECIFICATIONS

MATERIAL	Cast stone
FIXING	1x M12 Shelve - length 200 mm
WEIGHT	253 kg
FINISHES	Fair faced / Micro etched Waterproof and anti-graffiti protection

GEOMETRY



HANDLING



Perimeter is easily noticeable with white cane.
Volume is easily understandable and friendly for people with cognitive disabilities.

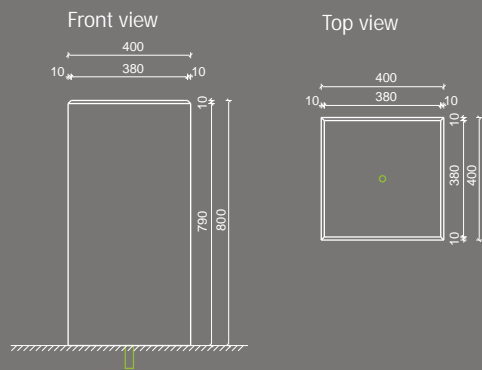


SPECIFICATIONS

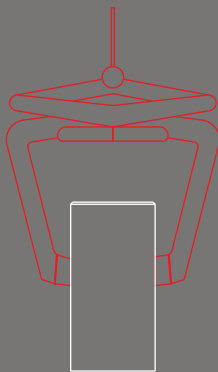
MATERIAL	Cast stone
FIXING	1x M12 Shelve - length 200 mm
WEIGHT	300 kg
FINISHES	Fair faced / Micro etched / Polished / Velvet Waterproof and anti-graffiti protection



GEOMETRY



HANDLING



Perimeter is easily noticeable with white cane.
Can be used as relay seating for people easily exhausted if buried partly, leaving 50-55 cm out of ground.
Volume is easily understandable and friendly for people with cognitive disabilities.



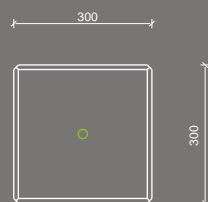
SPECIFICATIONS

MATERIAL	Cast stone
FIXING	1x M12 Shelve - length 200 mm
WEIGHT	see table
FINISHES	Fair faced / Micro etched / Polished / Velvet Waterproof and anti-graffiti protection




GEOMETRY

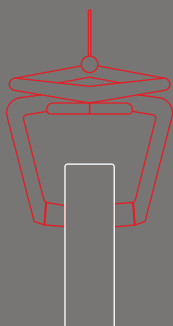
Top view



Front view



HANDLING



Hanso h100 cm - 216 kg

h80 cm - 172 kg

h60 cm - 130 kg



Perimeter is easily noticeable with white cane.
Volume is easily understandable and friendly for people with cognitive disabilities.

PLANTERS





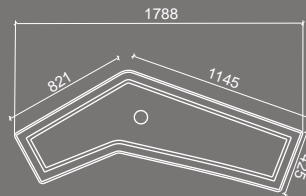
Designer: Alain Gilles (BE)

SPECIFICATIONS

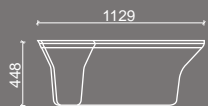
MATERIAL	Cast stone
FIXING	Free-standing
WEIGHT	360 kg
FINISHES	Micro etched / Polished / Velvet
	Waterproof and anti-graffiti protection




GEOMETRY



Top view

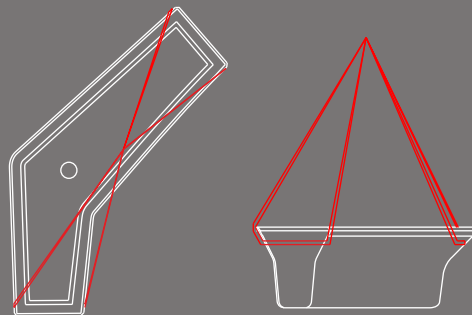


Side view



Front view

HANDLING



People in wheelchair can easily approach the planter and touch the plants.
Perimeter is easily noticeable with white cane.

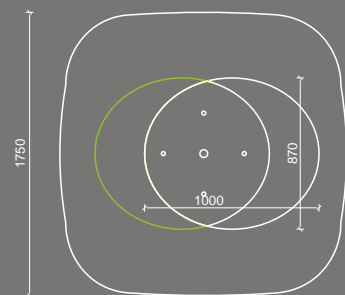
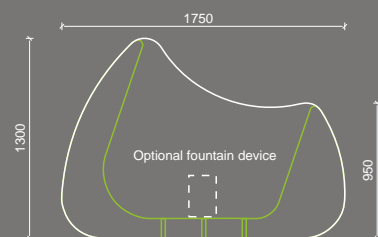


SPECIFICATIONS

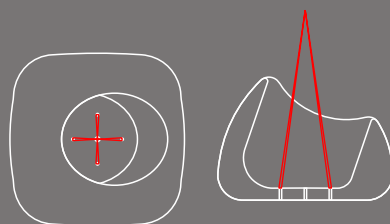
MATERIAL	Cast stone
FIXING	Free-standing
WEIGHT	4.320 kg
FINISHES	Micro etched / Polished / Velvet
	Waterproof and anti-graffiti protection



GEOMETRY



HANDLING





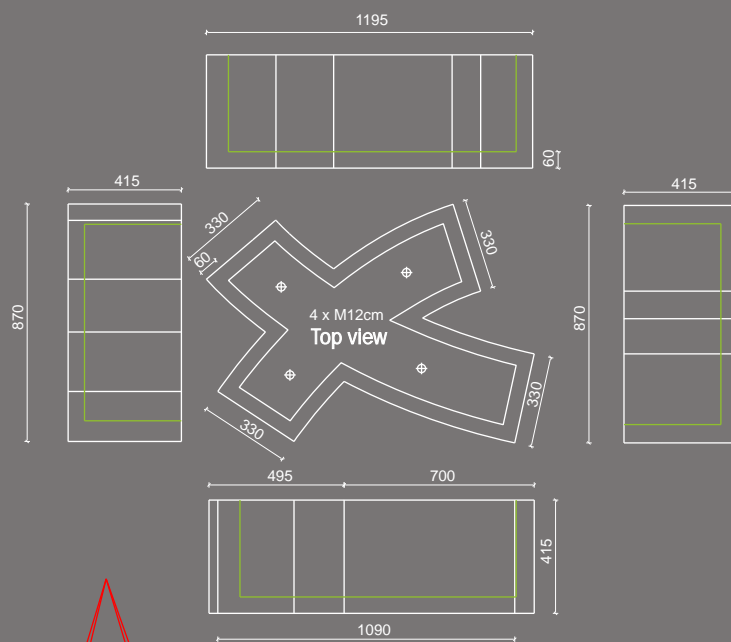
Designer: Benjamin Pawlica (FR)

SPECIFICATIONS

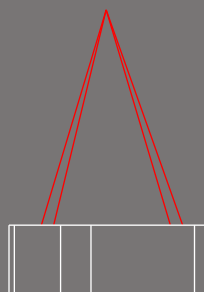
MATERIAL	Cast stone
FIXING	Free-standing
WEIGHT	295 kg
FINISHES	Micro etched Waterproof and anti-graffiti protection



GEOMETRY



HANDLING



Perimeter is easily noticeable with white cane.



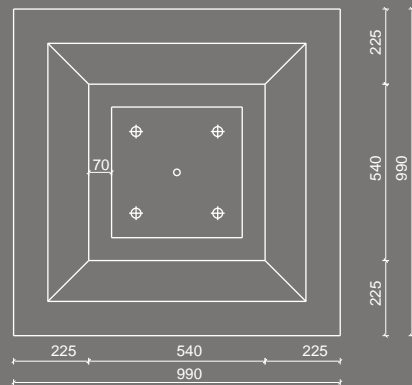
Designer: Roel Vandebeek (BE)

SPECIFICATIONS

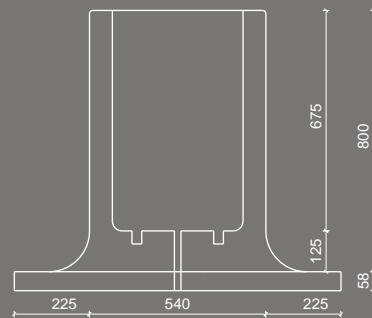
MATERIAL	Cast stone
FIXING	Incorporated
WEIGHT	600 kg
FINISHES	Micro etched / Polished / Velvet
	Waterproof and anti-graffiti protection

GEOMETRY

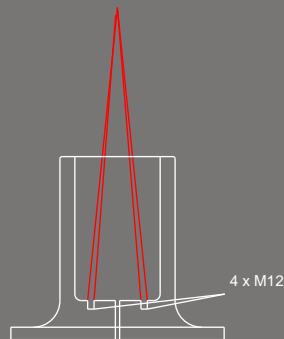
Top view



Crosscut



HANDLING



Planter Pop Up



Perimeter is easily noticeable with white cane.

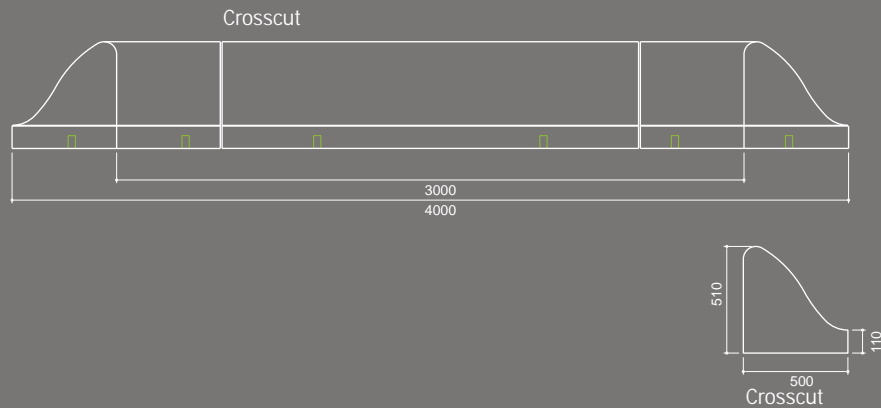


SPECIFICATIONS

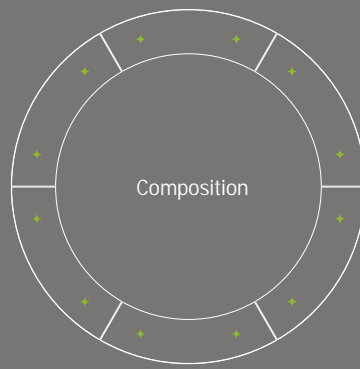
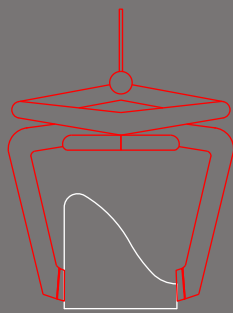
MATERIAL	Cast stone
FIXING	Free-standing
WEIGHT	370 kg
FINISHES	Micro etched Waterproof and anti-graffiti protection



GEOMETRY



HANDLING



Perimeter is easily noticeable with white cane.



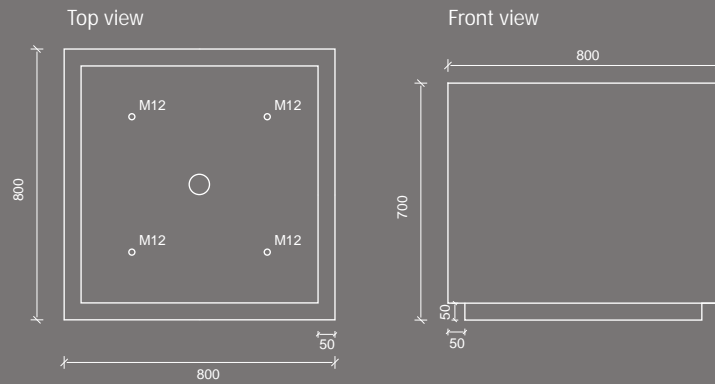
Designer: Arne Quinze (BE)

SPECIFICATIONS

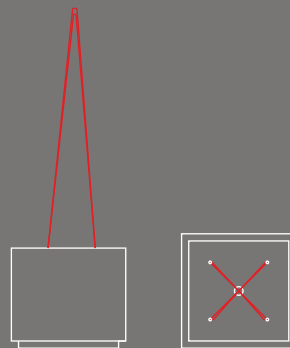
MATERIAL	Cast stone
FIXING	Free-standing
WEIGHT	370 kg
FINISHES	Micro etched
	Waterproof and anti-graffiti protection



GEOMETRY



HANDLING

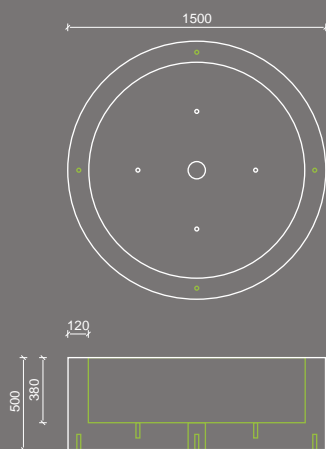




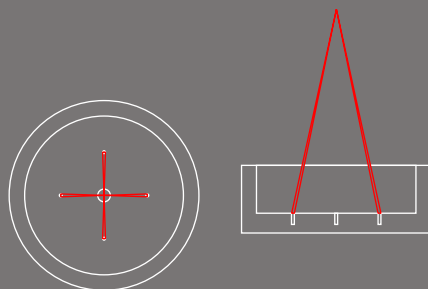
SPECIFICATIONS

MATERIAL	Cast stone
FIXING	Free-standing
WEIGHT	980 kg
FINISHES	Micro etched / Polished / Velvet Waterproof and anti-graffiti protection

GEOMETRY



HANDLING



Perimeter is easily noticeable with white cane.



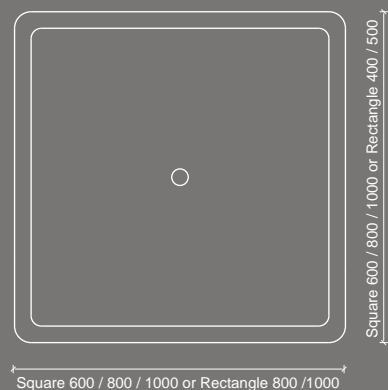
SPECIFICATIONS

MATERIAL	Cast stone
FIXING	Free-standing
WEIGHT	see table
FINISHES	Micro etched Waterproof and anti-graffiti protection

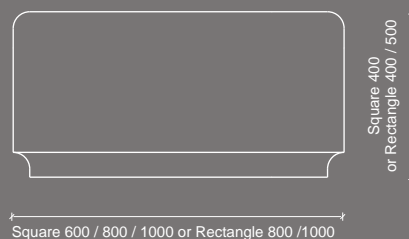


GEOMETRY

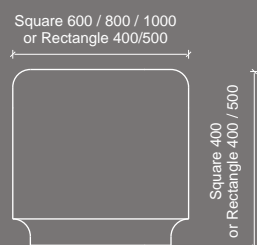
Top view



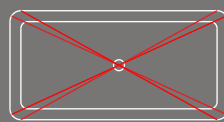
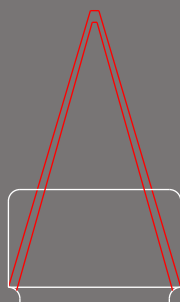
Front view



Side view



HANDLING



Luna S - 60/60/40 cm - 230 kg
Luna S - 80/80/40 cm - 270 kg
Luna S - 100/100/40 cm - 370 kg
Luna R - 80/40/40 cm - 180 kg
Luna R - 100/50/50 cm - 230 kg





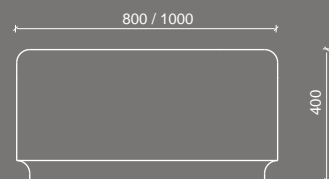
SPECIFICATIONS

MATERIAL	Cast stone
FIXING	Free-standing
WEIGHT	Dia 80 cm - 220 kg / Dia 100 cm - 410 kg 100/80 cm - 290 kg
FINISHES	Micro etched Waterproof and anti-graffiti protection

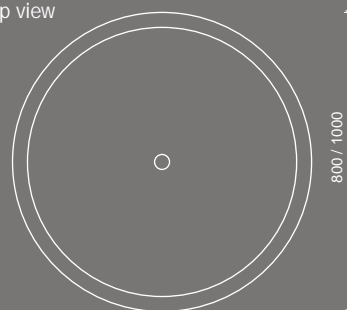


GEOMETRY

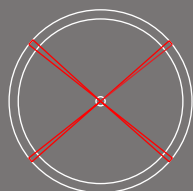
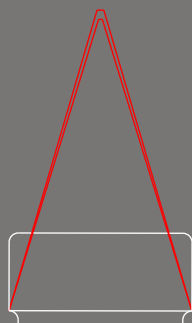
Front view



Top view

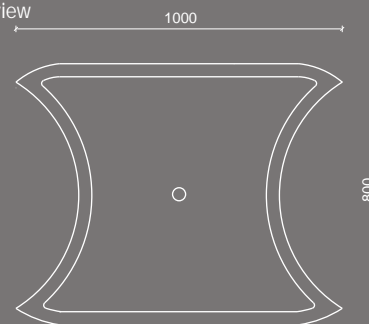


HANDLING




GEOMETRY

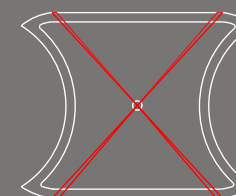
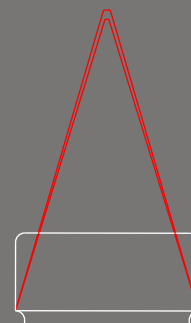
Top view



Front view



HANDLING



Perimeter is easily noticeable with white cane.



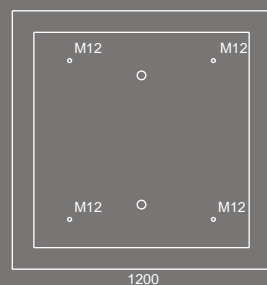
SPECIFICATIONS

MATERIAL	Cast stone
FIXING	Free-standing
WEIGHT	see table
FINISHES	Fair faced / Micro etched / Polished / Velvet
	Waterproof and anti-graffiti protection



GEOMETRY

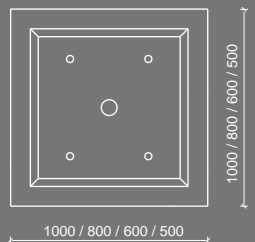
Top view



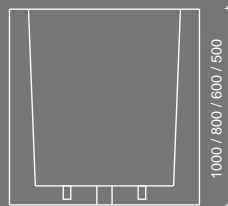
Crosscut



Top view

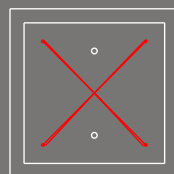
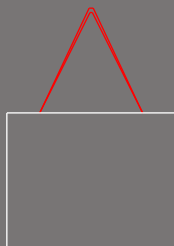


1000 / 800 / 600 / 500



Crosscut

HANDLING



Carree 120 - 120/120/50 cm - 10 cm thick - 950 kg

Carree 100 - 100/100/100 cm - 10 cm thick - 1.017 kg

Carree 80 - 80/80/80 cm - 8 cm thick - 522 kg

Carree 60 - 60/60/60 cm - 6 cm thick - 230 kg

Carree 50 - 50/50/50 cm - 5 cm thick - 110 kg



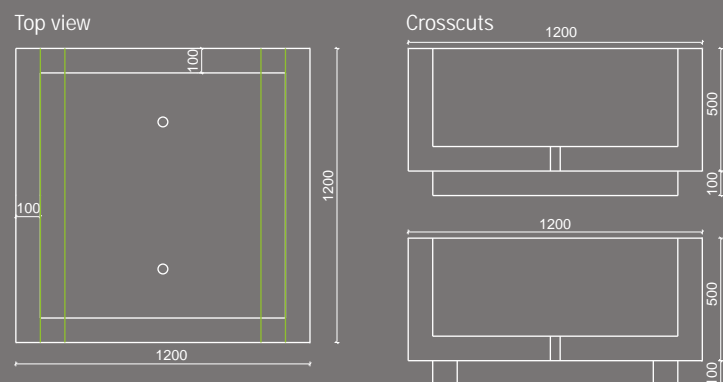


SPECIFICATIONS

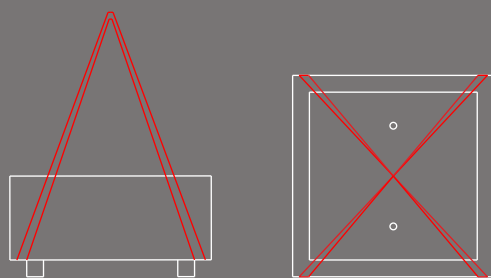
MATERIAL	Cast stone
FIXING	Free-standing
WEIGHT	1.090 kg
FINISHES	Fair faced / Micro etched / Polished / Velvet
	Waterproof and anti-graffiti protection



GEOMETRY



HANDLING



Perimeter is easily noticeable with white cane.



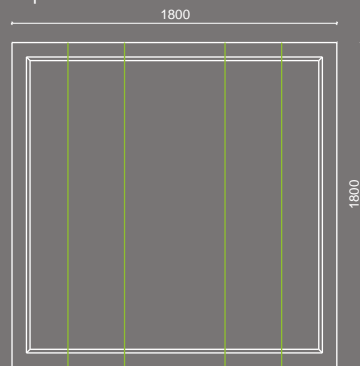
SPECIFICATIONS

MATERIAL	Cast stone
FIXING	Free-standing
WEIGHT	1.850 kg
FINISHES	Fair faced / Micro etched / Polished / Velvet
	Waterproof and anti-graffiti protection

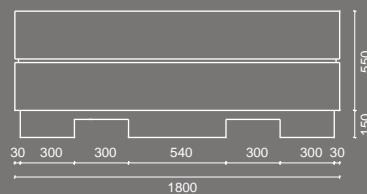


GEOMETRY

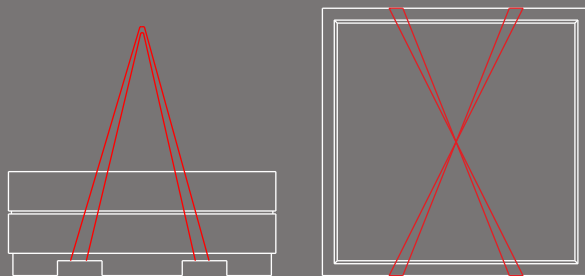
Top view



Front view



HANDLING



Planter Ligna



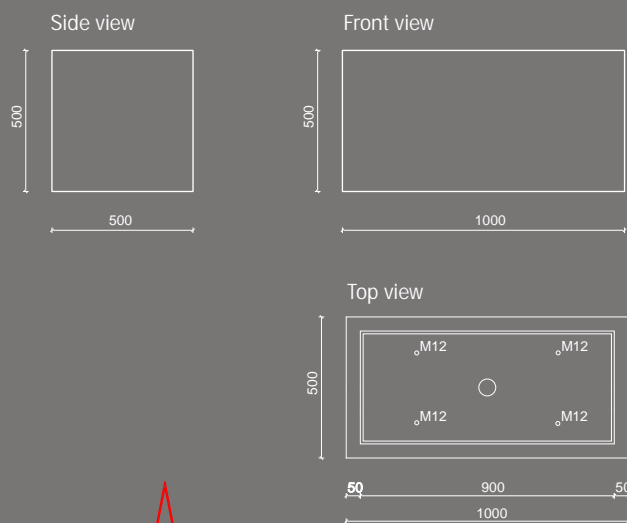
Perimeter is easily noticeable with white cane.



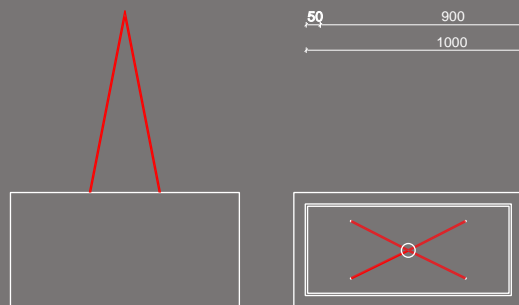
SPECIFICATIONS

MATERIAL	Cast stone
FIXING	Free-standing
WEIGHT	see table
FINISHES	Fair faced / Micro etched / Polished / Velvet Waterproof and anti-graffiti protection

GEOMETRY



HANDLING



Recto 2010 - 200/100/100 cm - 10 cm thick - 1.690 kg

Recto 1510 - 150/100/100 cm - 10 cm thick - 1.353 kg

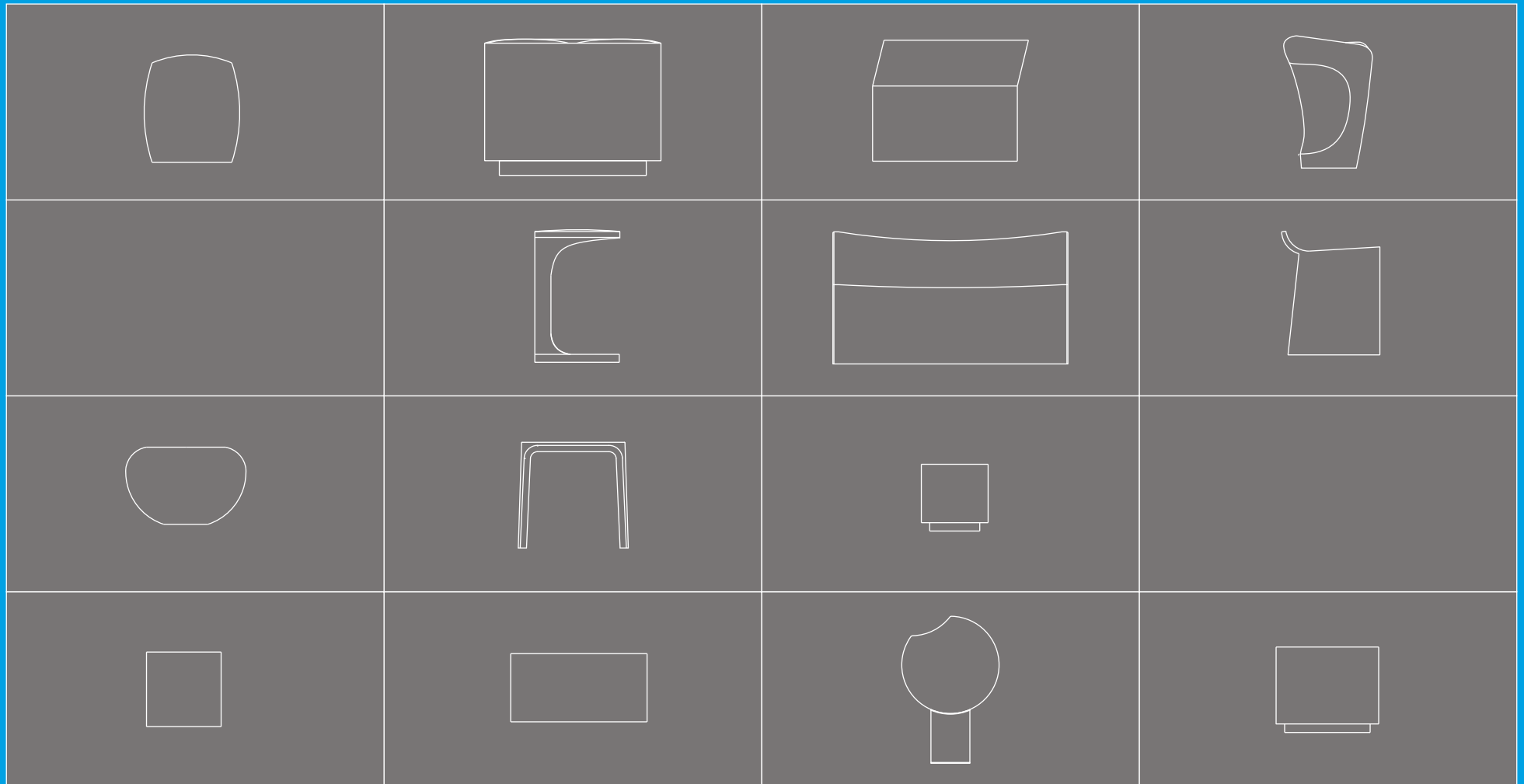
Recto 1575 - 150/75/75 cm - 8 cm thick - 753 kg

Recto 1050 - 100/50/50 cm - 5 cm thick - 220 kg



Perimeter is easily noticeable with white cane.

SEATS





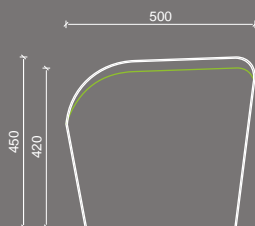
SPECIFICATIONS

MATERIAL	Cast stone
FIXING	Free-standing
WEIGHT	360 kg
FINISHES	Fair faced / Micro etched / Polished / Velvet Waterproof and anti-graffiti protection

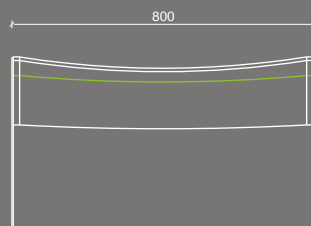


GEOMETRY

Side view



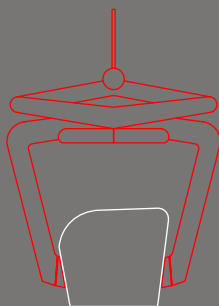
Front view



Top view



HANDLING



Perimeter is easily noticeable with white cane.
Appropriate seat height. Easy to stand-up thanks to back slope under seating.
Volume is easily understandable and friendly for people with cognitive disabilities.



Designer: Sophie Boonman (NL)

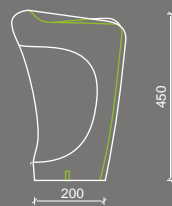
SPECIFICATIONS

MATERIAL	Cast stone
FIXING	1x M12 Shelfe - length 200 mm
WEIGHT	71 kg
FINISHES	Micro etched / Polished / Velvet Waterproof and anti-graffiti protection




GEOMETRY

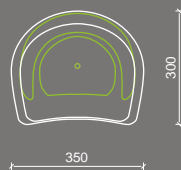
Side view



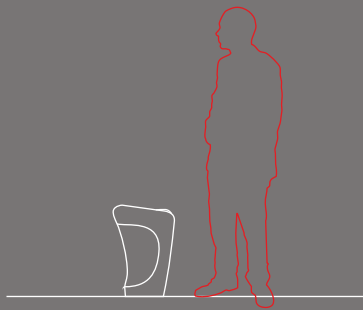
Front view



Top view



HANDLING




Perimeter is easily noticeable with white cane.
Appropriate seat height. Easy to stand-up thanks to back slope under seating.
Volume is easily understandable and friendly for people with cognitive disabilities.



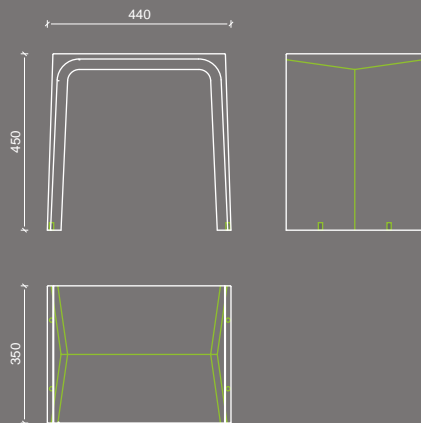
Designer: Manon de Smet (BE)

SPECIFICATIONS

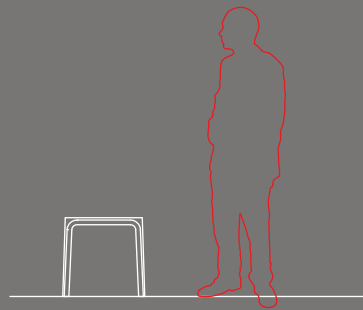
MATERIAL	UHPC
FIXING	4x M6 Shelve - length 120 mm
WEIGHT	28 kg
FINISHES	Fair faced Waterproof and anti-graffiti protection



GEOMETRY



HANDLING



Perimeter is easily noticeable with white cane.
Appropriate seat height. Easy to stand-up thanks to free room under seating.



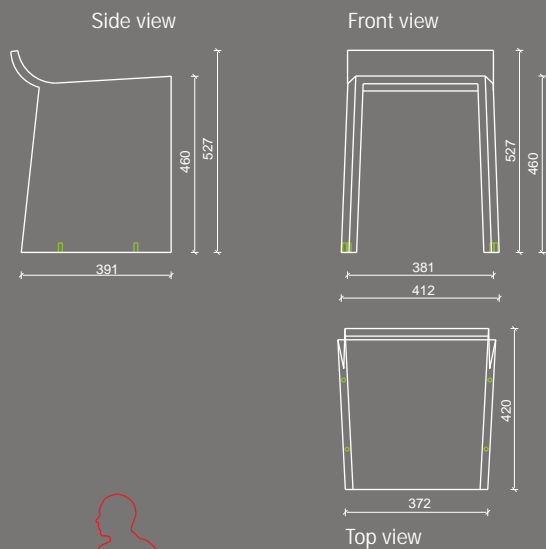
Designer: Roel Vandebeek (BE)

SPECIFICATIONS


MATERIAL	UHPC
FIXING	4x M6 Shelfe
WEIGHT	25 kg
FINISHES	Fair faced Waterproof and anti-graffiti protection



GEOMETRY



HANDLING



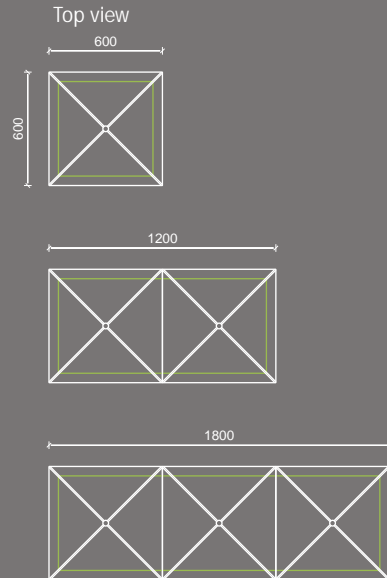
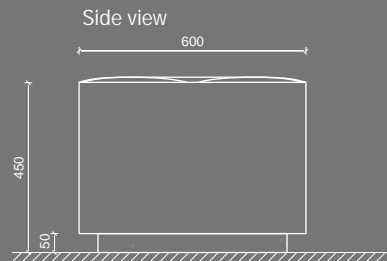


Designer: Roel Vandebeek (BE)


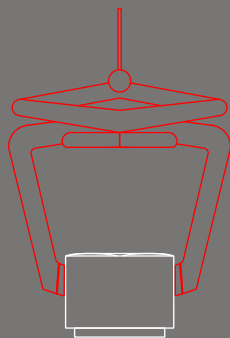
SPECIFICATIONS

MATERIAL	Cast stone
FIXING	Free-standing
WEIGHT	Sq. 1: 380 kg - Sq. 2: 765 kg - Sq. 3: 1145 kg
FINISHES	Fair faced Waterproof and anti-graffiti protection

GEOMETRY



HANDLING



Perimeter is easily noticeable with white cane.
Volume is easily understandable and friendly for people with cognitive disabilities.

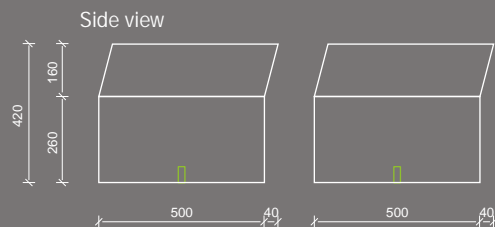


Designer: Roel Vandebeek (BE)


SPECIFICATIONS

MATERIAL	Cast stone
FIXING	1x M12 Shelve - length 200 mm
WEIGHT	255 kg
FINISHES	Micro etched / Polished / Velvet Waterproof and anti-graffiti protection

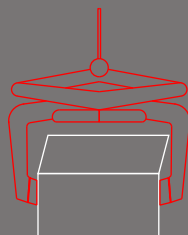
GEOMETRY



Top view



HANDLING



Perimeter is easily noticeable with white cane.
Volume is easily understandable and friendly for people with cognitive disabilities.



Designer: Jan Contreras (BE)


SPECIFICATIONS

MATERIAL	Cast stone
FIXING	1x M12 Shelve - length 200 mm
WEIGHT	170 kg
FINISHES	Micro etched / Polished / Velvet Waterproof and anti-graffiti protection

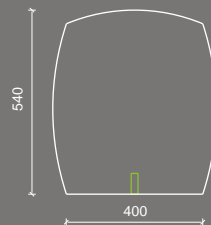


GEOMETRY

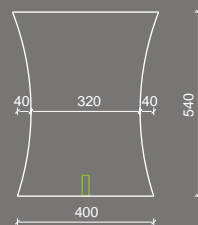
Crosscut



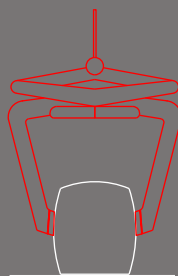
Front view



Side view



HANDLING



Perimeter is easily noticeable with white cane.
Volume is easily understandable and friendly for people with cognitive disabilities.



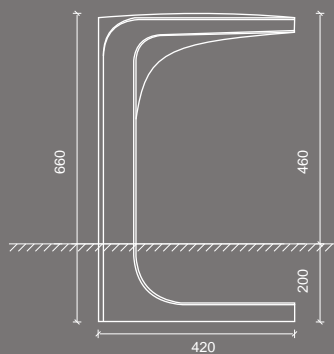
Designer: ipv Delft (NL)

SPECIFICATIONS

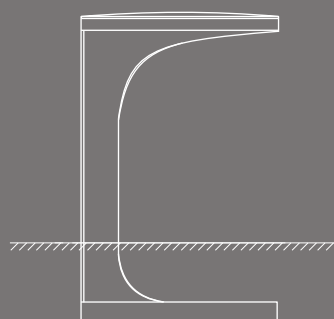
MATERIAL	UHPC
FIXING	Base to bury
WEIGHT	60 kg
FINISHES	Fair faced
	Waterproof and anti-graffiti protection

GEOMETRY

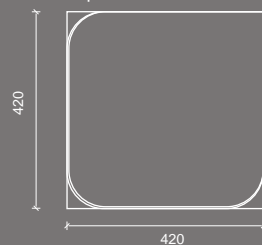
Side view



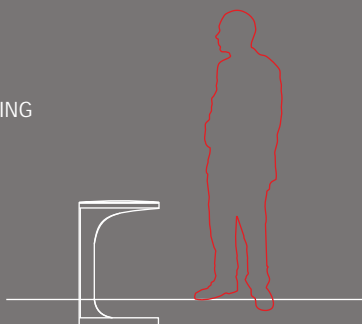
Front view



Top view



HANDLING



Seat Els



Appropriate seat height. Easy to stand-up thanks to free room under seating.

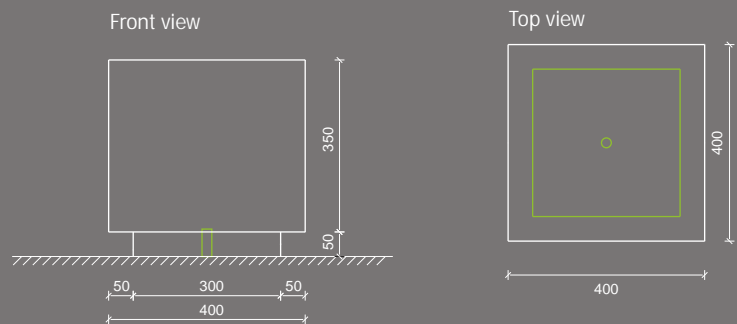




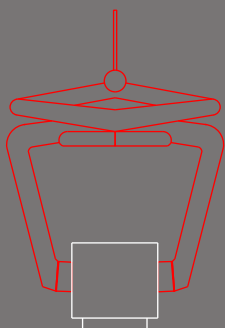
SPECIFICATIONS

MATERIAL	Cast stone
FIXING	1x M12 Shelve - length 200 mm
WEIGHT	145 kg
FINISHES	Micro etched / Polished / Velvet Waterproof and anti-graffiti protection

GEOMETRY



HANDLING



Perimeter is easily noticeable with white cane.
Volume is easily understandable and friendly for people with cognitive disabilities.

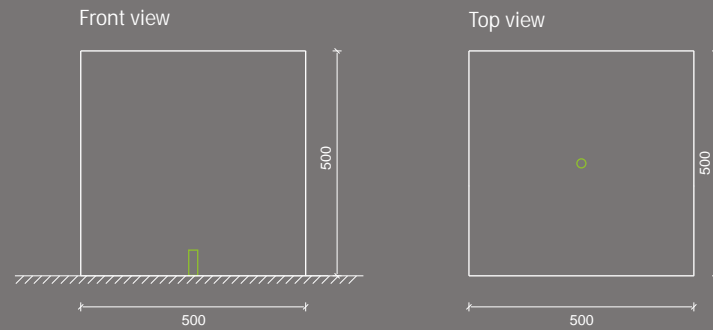


SPECIFICATIONS

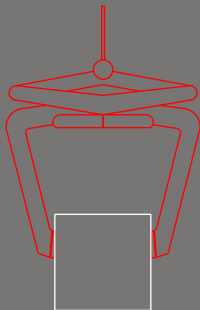
MATERIAL	Cast stone
FIXING	1x M12 Shelfe - length 200 mm
WEIGHT	300 kg
FINISHES	Micro etched / Polished / Velvet Waterproof and anti-graffiti protection



GEOMETRY



HANDLING



Seat Cubo



Perimeter is easily noticeable with white cane.
Volume is easily understandable and friendly for people with cognitive disabilities.

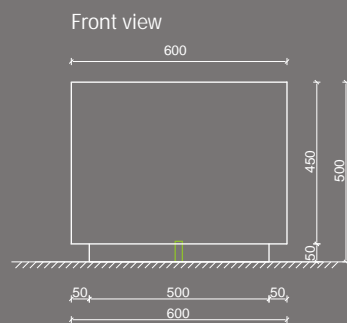


SPECIFICATIONS

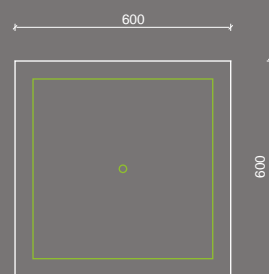
MATERIAL	Cast stone
FIXING	1x M12 Shelve - length 200 mm
WEIGHT	430 kg
FINISHES	Micro etched / Polished / Velvet Waterproof and anti-graffiti protection



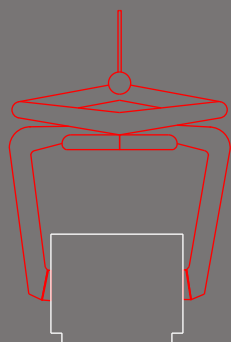
GEOMETRY



Top view



HANDLING

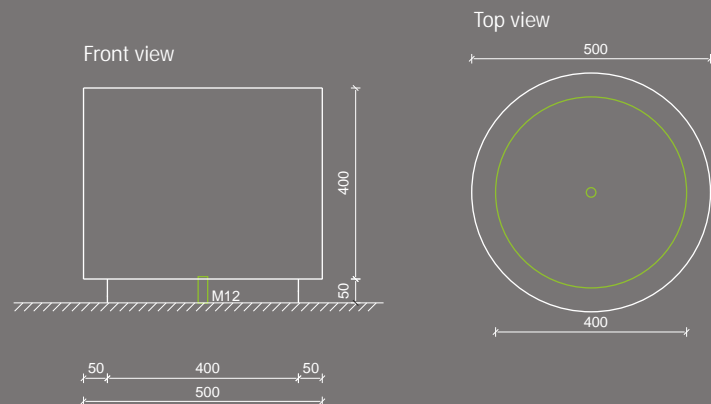


Perimeter is easily noticeable with white cane.
Volume is easily understandable and friendly for people with cognitive disabilities.

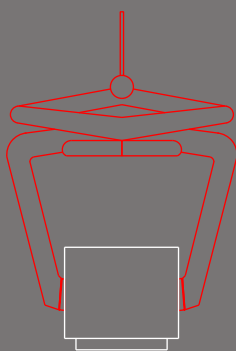
SPECIFICATIONS

MATERIAL	Cast stone
FIXING	1x M12 Shelve - length 200 mm
WEIGHT	200 kg
FINISHES	Micro etched / Polished / Velvet Waterproof and anti-graffiti protection

GEOMETRY



HANDLING

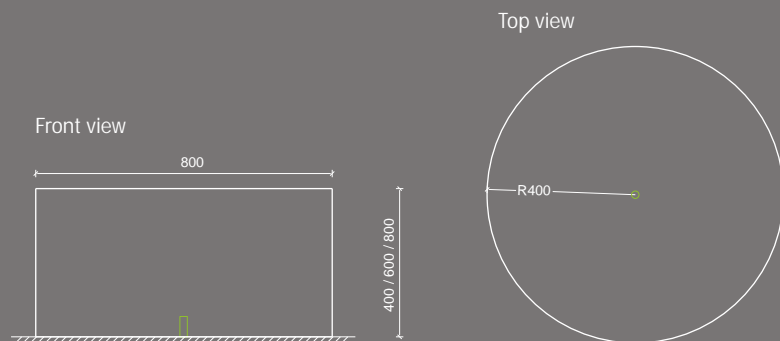




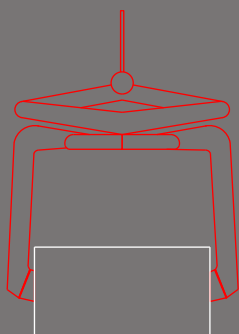
SPECIFICATIONS

MATERIAL	Cast stone
FIXING	1x M12 Shelve - length 200 mm
WEIGHT	see table
FINISHES	Micro etched / Polished / Velvet Waterproof and anti-graffiti protection

GEOMETRY



HANDLING



h40 cm - 480 kg

h60 cm - 720 kg

h80 cm - 965 kg



Perimeter is easily noticeable with white cane.
Volume is easily understandable and friendly for people with cognitive disabilities.

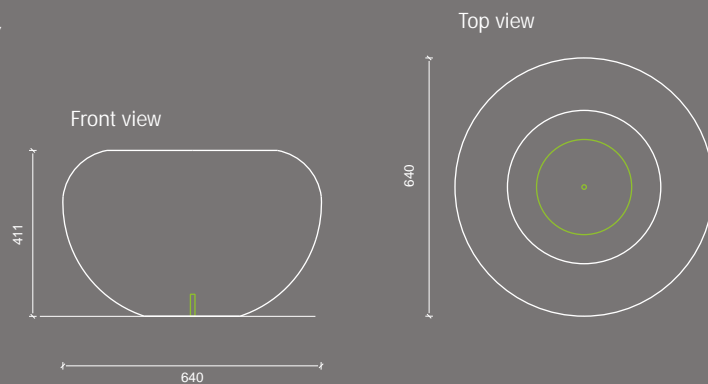


SPECIFICATIONS

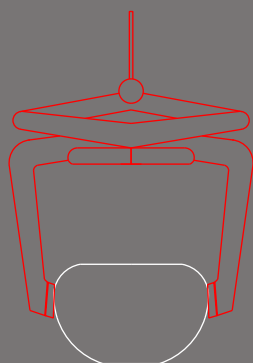
MATERIAL	Cast stone
FIXING	1x M12 Shelve - length 200 mm
WEIGHT	185 kg
FINISHES	Micro etched / Polished / Velvet Waterproof and anti-graffiti protection



GEOMETRY



HANDLING



Perimeter is easily noticeable with white cane.
Volume is easily understandable and friendly for people with cognitive disabilities.



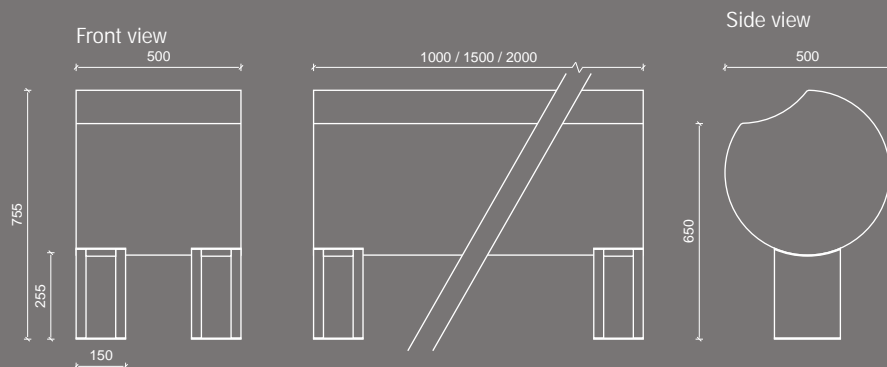
Architecte: Jean-Marc Ricour (BE)

SPECIFICATIONS

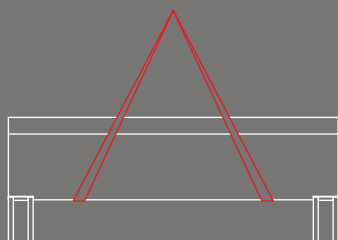
MATERIAL	Cast stone - Stainless steel feet
FIXING	8x M12
WEIGHT	see table
FINISHES	Micro etched / Polished / Velvet Waterproof and anti-graffiti protection



GEOMETRY



HANDLING

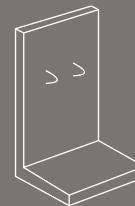
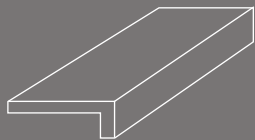
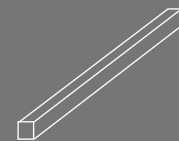
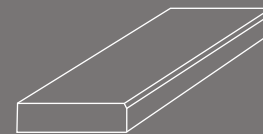
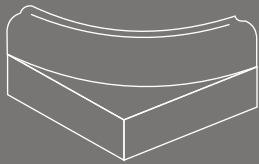
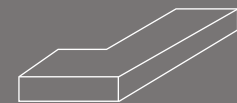
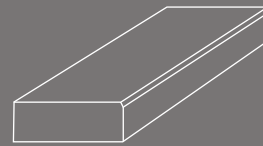



50 cm	- 228 kg
100 cm	- 456 kg
150 cm	- 684 kg
200 cm	- 910 kg



Perimeter is easily noticeable with white cane.
This standing seat enables people to take a small rest without really sitting. Easy to stand-up.
Volume is easily understandable and friendly for people with cognitive disabilities.

URBAN ELEMENTS





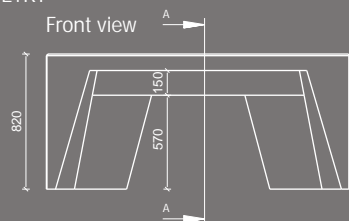
Designers: De Ferm - Vanderhenst (BE)

SPECIFICATIONS

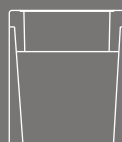
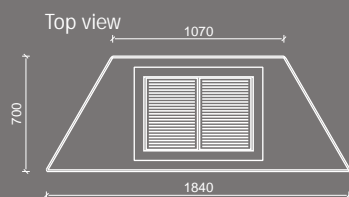

MATERIALS	Cast stone Grill: stainless steel
FIXING	Free-standing
WEIGHT	1.250 kg
FINISHES	Polished



GEOMETRY

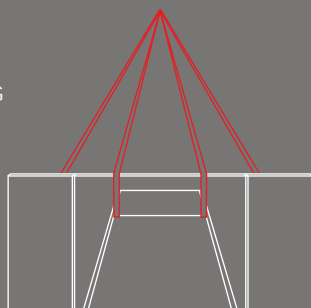


Back view



Section AA

HANDLING




Ease of access and use for people in wheelchair.
Perimeter is easily noticeable with white cane.
Easy to manipulate also with cooking glove and to clean thanks to ashtray.



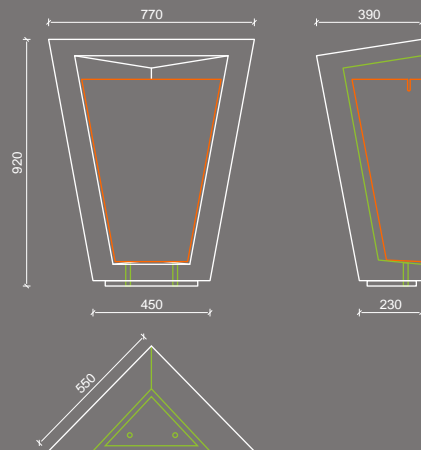
Designers: Crous Calogero (ES)

SPECIFICATIONS

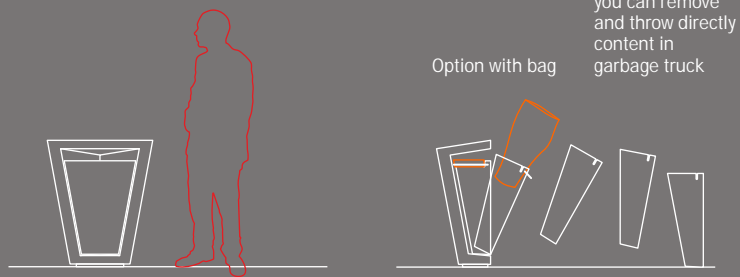
MATERIALS	Cast stone Bin: Stainless steel
FIXING	2x M12 Shelve - length 200 mm
WEIGHT	108 kg
FINISHES	Fair faced / Micro etched / Polished Waterproof and anti-graffiti protection



GEOMETRY



HANDLING



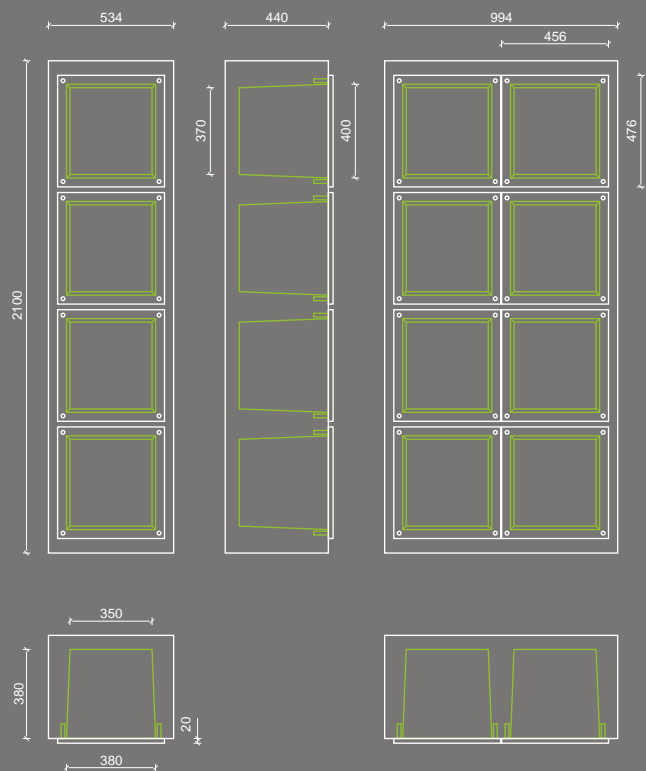
Perimeter is easily noticeable with white cane.
Appropriate opening height and dimensions for people in wheelchair, children, elderly following principles of design for all.
Volume is easily understandable and friendly for people with cognitive disabilities.




SPECIFICATIONS

MATERIALS	Cast stone Cover plates: Jasberg granite Stainless steel for plates screws
FIXING WEIGHT	Free-standing 672 kg - 1.176 kg
FINISHES	Fair faced / Micro etched / Polished

GEOMETRY



HANDLING



SPECIFICATIONS

MATERIAL	Cast stone
WEIGHT	See table
FINISHES	Fair faced / Micro etched / Polished / Velvet



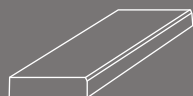
14-40-50cm	67 kg
14-40-60cm	80 kg
14-40-80cm	107 kg
14-40-100cm	134 kg
14-40-120cm	160 kg
14-40-140cm	187 kg
14-40-150cm	201 kg



14-40-60-60cm - 90°	101 kg
---------------------	--------



14-40-60-30cm - 135°	94 kg
----------------------	-------



8-40-80cm	61 kg
8-40-100cm	76 kg
8-40-120cm	91 kg



5-5-80cm	4,8 kg
5-5-100cm	6 kg
5-5-120cm	7,2 kg



5-16-33-80	40 kg
5-16-33-100	50 kg
5-16-33-120	60 kg

Curved elements and other sizes on demand





www.fasonado.com

SPECIFICATIONS

MATERIAL	Cast stone
WEIGHT	Depending on the size
FINISHES	Fair faced / Micro etched / Polished / Velvet



Standard Sizes:

100/100/5 - 8 - 14 cm

100/150/8 - 14 cm

150/150/8 - 14 cm

200/150/14 cm

250/150/14 cm

300/50/14 cm

300/100/14 cm

300/150/14 cm

Other sizes on demand

Available options:

- Chamfers

- Spacers

- Reinforcement according to constraints

- Incorporation of decorative steel, brass, stones, sandblasted figures, etc.





www.fasonado.com

SPECIFICATIONS

MATERIAL	Cast stone
WEIGHT	Depending on the size
FINISHES	Fair faced / Micro etched
SIZES	On request



Tactile slabs - AXXES - Mobility



Tactile slabs on measure
following legal regulations





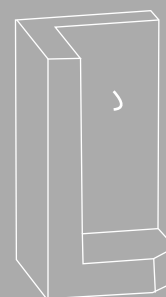
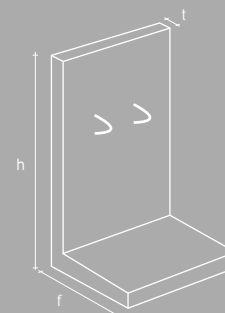


SPECIFICATIONS

MATERIAL	Cast stone
FIXING	Free-standing
WEIGHT	See table
FINISHES	Fair faced / Micro etched / Polished / Velvet Structured



Retaining walls



45/49/30cm - 12cm	80 kg
55/49/30cm - 12cm	92 kg
80/49/50cm - 12cm	147 kg
105/49/60cm - 12cm	190 kg
130/49/75cm - 12cm	239 kg
155/49/90cm - 12cm	288 kg
180/49/95cm - 12-15cm	308 kg
205/49/110cm - 12-15cm	437 kg

45/99/30cm - 12cm	160 kg
55/99/30cm - 12cm	184 kg
80/99/50cm - 12cm	294 kg
105/99/60cm - 12cm	380 kg
130/99/75cm - 12cm	478 kg
155/99/90cm - 12cm	576 kg
180/99/95cm - 12-15cm	616 kg
205/99/110cm - 12-15cm	874 kg
230/99/120cm - 12-20cm	1.215 kg
255/99/135cm - 12-20cm	1.323 kg
280/99/150cm - 12-20cm	1.436 kg
305/99/165cm - 12-20cm	1.583 kg

Corners interior, exterior 90° / 135°

Accessories & options on demand



Possibility to add structure to the surface thus providing a tactile information for people with impaired vision.

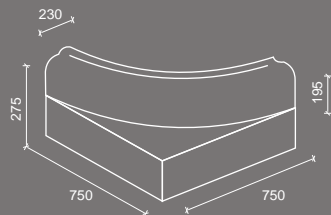




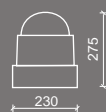
SPECIFICATIONS

MATERIAL	Cast stone
WEIGHT	Corner - 150 kg / Intermediate - 57 kg
FINISHES	Fair faced / Micro etched

GEOMETRY



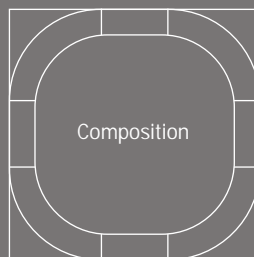
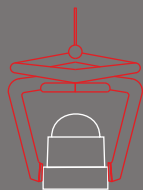
Side view



Top view



HANDLING



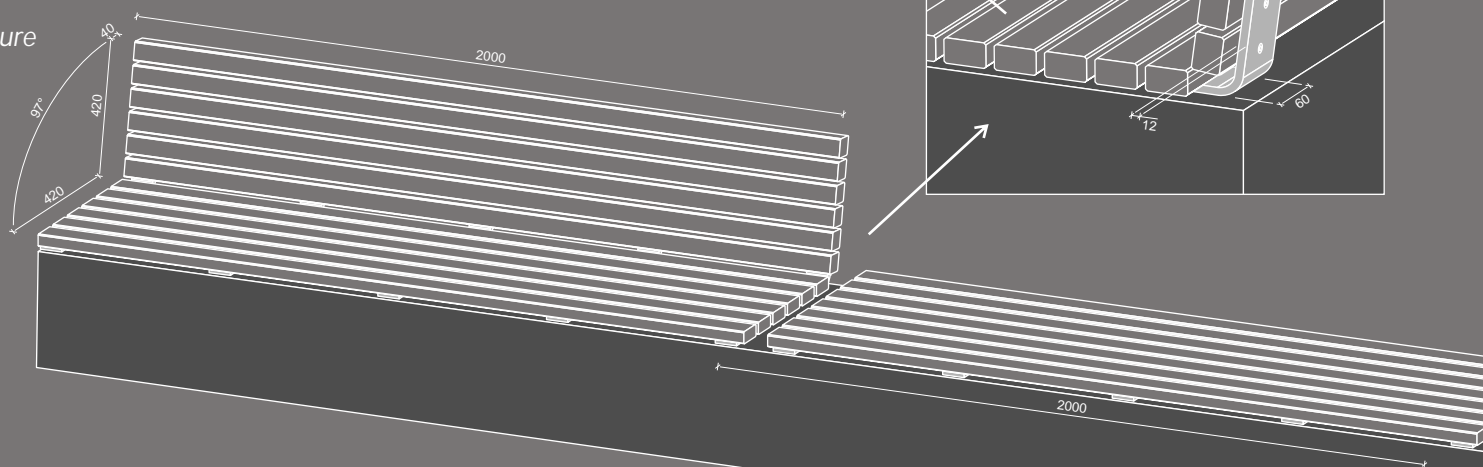
Perimeter is easily noticeable with white cane.

ACCESSORIES - OPTIONS



Specially designed to complete our street furniture offer

Standard wooden seatings on stainless steel structure



A question of quality and durability

Robinia wood is a durable European grown wood, PEFC.

(DIN-EN 350-2 durability class 1-2 / Belgian durability class 1 / French durability class IV).

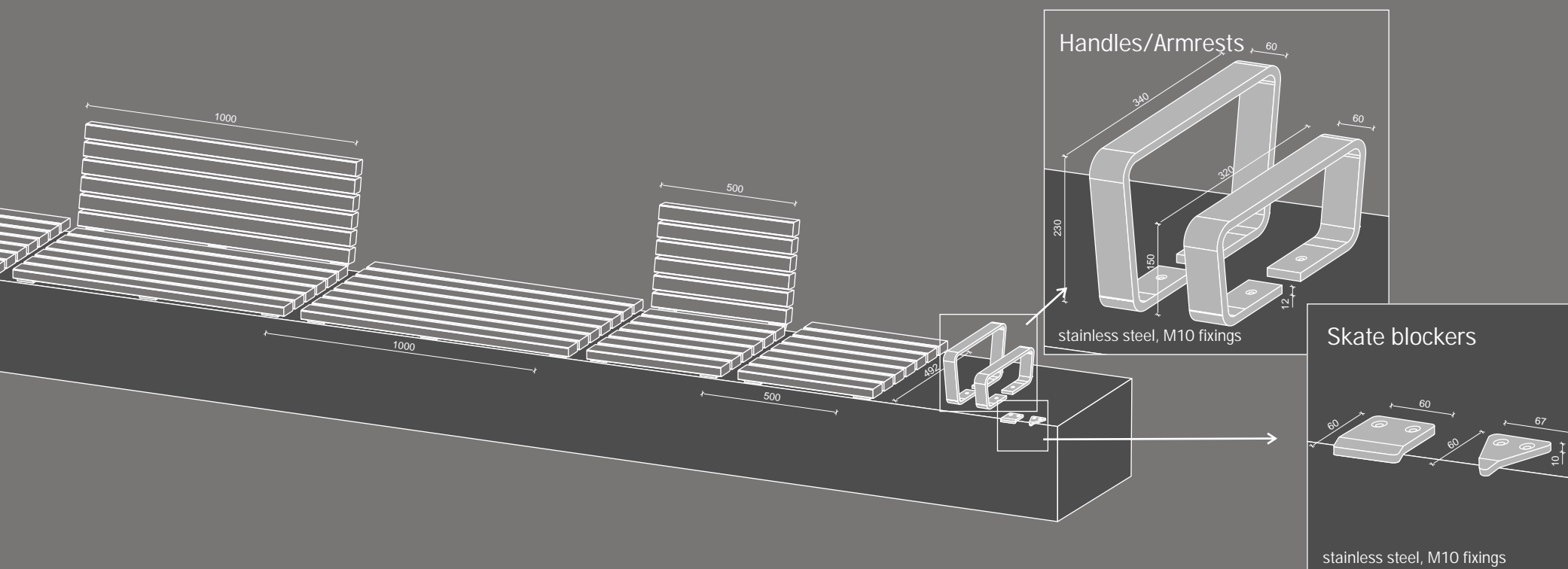
Robinia is a hard and heavy wood of 740kg/m³ (similar to oak), with an exceptional lifetime off-ground for urban furniture.

It comes untreated and does not require any treatment outdoor thanks to its natural robinetin antiseptic. Wood has a smooth, light yellow to honey colour and will become greyish with time.



Seatings with backrest, armrests are made to help people to easily sit, rest and to stand-up.

ACCESSORIES





STANDARD RANGE

NB: Non contractual pictures, colours may vary between this print and the reality.

028-20	828-20	328-20	428-20
000-17	825-20	325-20	425-20
032-00	829-20	329-20	429-20
012-05	812-05	312-05	412-05

Fair faced



Micro etched



Polished



Velvet




SPECIAL





THE TOUCH



LED LIGHTING



Outdoor lighting is a question of safety, beauty, orientation, practicality and comfort.

Show or hide the light source, choose the colour you want or decide to change it for another mood. LED lights that are encapsulated in the concrete with an aluminium profile at the factory.

The LED 24V solutions are IP68, the highest electrical protection level against dust and water.

Customized projects





Customized projects

CONTENTS

BENCHES

Touquet	p. 22
Butch	p. 24
Paperboat	p. 25
Turtle	p. 26
Galet	p. 27
Seaside	p. 28
Theâtre	p. 29
Centenaire	p. 30
Millenium	p. 31
Line & Line	p. 32
B.Flex	p. 34
City Scape	p. 36
Connectivity	p. 37
Picknick	p. 38
1m²	p. 39
In and Out	p. 40
Pop Up	p. 41
Soft Seat	p. 42
Round 2	p. 43
Nobend	p. 44
Block	p. 45
Diamond	p. 46
Hysk	p. 47
Hull	p. 48
Circuit	p. 49
Sir 2	p. 50
Wood-Line Round	p. 51
Wood-Line Straight	p. 52
Castricum	p. 53
Obelisk	p. 54
Ouverture	p. 55
Rubens	p. 56
Playground	p. 57
LED-Line	p. 58
Z-Bench	p. 59
Family	p. 60
Hyjo	p. 61
Ambla	p. 62

Float	p. 63
Viem	p. 64
Vile	p. 65
Vetil	p. 66
Dome	p. 67
Circular	p. 68
Livina	p. 69
Solid Block	p. 70

BOLLARDS

Paperboat	p. 72
Chunk	p. 73
Fino	p. 74
Bollo	p. 75
Round	p. 76
Stabilo	p. 77
Semi	p. 78
Porta	p. 79
Wilo	p. 80
Cubo	p. 81
Hanso	p. 82

PLANTERS

Connectivity	p. 84
Coast	p. 85
Hysk	p. 86
Pop Up	p. 87
Round	p. 88
Lau Scape	p. 89
Reims	p. 90
Luna S & R	p. 91
Snake	p. 92
Carree	p. 93
Supporta	p. 94
Ligna	p. 95
Recto	p. 96

SEATS

Curva	p. 98
K-02	p. 99
Line & Line	p. 100
Skate	p. 101
Square	p. 102
Nobend	p. 103
Eco	p. 104
Els	p. 105
Massivo	p. 106
Cubo	p. 107
Float	p. 108
Cylinder	p. 109
Rondo	p. 110
Cloud	p. 111
Standing Seat Tube	p. 112

URBAN ELEMENTS

BBQ Butch	p. 114
Litter bin Paperboat	p. 115
Columbarium Colomba	p. 116
Steps	p. 117
Fasonado - Slabs	p. 118
Fasonado Mobility	p. 119
Retaining walls	p. 120
Tree-protection	p. 122

ACCESSORIES - OPTIONS

Wooden seatings	p. 124
Handles/Armrests	p. 125
Skate blockers	p. 125
Finishes	p. 126
Standard colours	p. 126
Special colours	p. 127
The touch	p. 128
LED lighting	p. 129

CUSTOMIZED PROJECTS

Examples	p. 130
----------	--------

All shown colours are indicative
Products can be changed
by URBASTYLE at any time



URBASTYLE
CONCRETE DIVERSITY



URBA

STYLE