



Designer: Roel Vandebek (BE)


### SPECIFICATIONS

MATERIAL	Cast stone
FIXING	Incorporated
WEIGHT	790 kg
FINISH	Micro etched / Polished / Velvet Waterproof and anti-graffiti protection

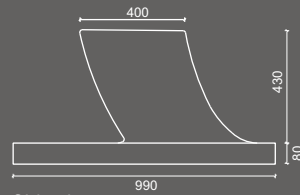


Bench Pop Up

### GEOMETRY



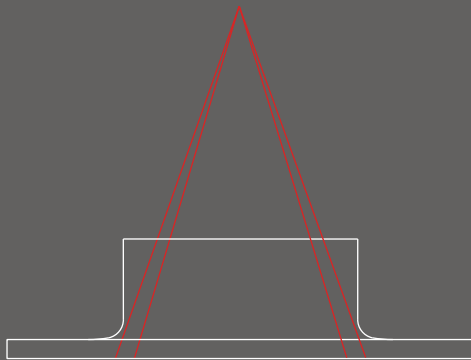
Front view



Side view

In combination with  
slabs 990/990 mm

### HANDLING



Combination tip: Planter Pop Up & Slabs 990/990 mm